

Datasheet for ABIN7435097

anti-Podoplanin antibody (AA 23-143)**3** Images[Go to Product page](#)

Overview

Quantity:	100 µL
Target:	Podoplanin (PDPN)
Binding Specificity:	AA 23-143
Reactivity:	Human
Host:	Rabbit
Clonality:	Polyclonal
Conjugate:	This Podoplanin antibody is un-conjugated
Application:	Western Blotting (WB), Immunohistochemistry (IHC), Immunoprecipitation (IP), Immunocytochemistry (ICC)

Product Details

Purpose:	Polyclonal Antibody to Podoplanin (PDPN)
Immunogen:	Recombinant Podoplanin (PDPN) corresponding to Ala23~Leu143 linked with RKWMETHRQQ LRKMVCQQ
Isotype:	IgG
Specificity:	The antibody is a rabbit polyclonal antibody raised against PDPN. It has been selected for its ability to recognize PDPN in immunohistochemical staining and western blotting.
Cross-Reactivity:	Pig
Purification:	Antigen-specific affinity chromatography followed by Protein A affinity chromatography

Target Details

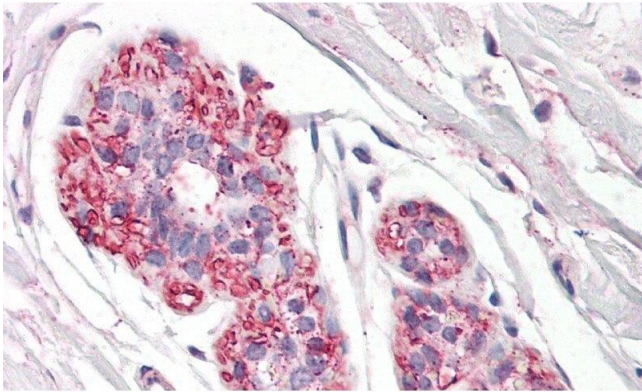
Target:	Podoplanin (PDPN)
Alternative Name:	Podoplanin (PDPN Products)
Background:	GP40, GP36, Gp38, HT1A-1, OTS8, PA2.26, T1A, T1A-2, Aggrus, Glycoprotein 36, PA2.26 antigen, T1-alpha, Lung Type I Cell Membrane Associated Glycoprotein
Pathways:	Dicarboxylic Acid Transport

Application Details

Application Notes:	Western blotting: 0.5-2 µg/mL Immunohistochemistry: 5-20 µg/mL Immunocytochemistry: 5-20 µg/mL Optimal working dilutions must be determined by end user.
Comment:	The thermal stability is described by the loss rate. The loss rate was determined by accelerated thermal degradation test, that is, incubate the protein at 37°C for 48h, and no obvious degradation and precipitation were observed. The loss rate is less than 5% within the expiration date under appropriate storage condition.
Restrictions:	For Research Use only


Handling

Format:	Liquid
Buffer:	0.01M PBS, pH 7.4, containing 0.05 % Proclin-300, 50 % glycerol.
Preservative:	ProClin
Precaution of Use:	This product contains ProClin: a POISONOUS AND HAZARDOUS SUBSTANCE which should be handled by trained staff only.
Storage:	4 °C,-20 °C
Storage Comment:	Store at 4°C for frequent use. Stored at -20°C in a manual defrost freezer for two year without detectable loss of activity. Avoid repeated freeze-thaw cycles.
Expiry Date:	24 months



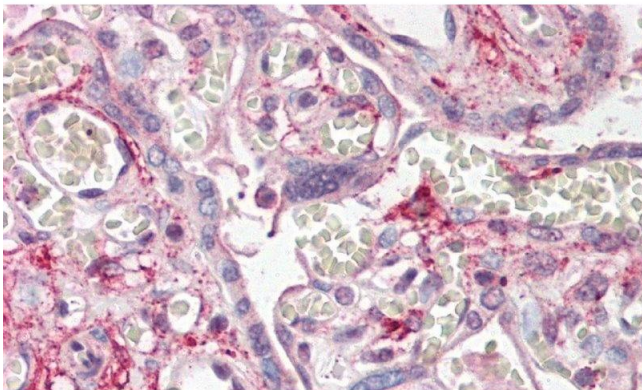
Immunohistochemistry

Image 1. Detection of PDPN in Human Breast Tissue using Polyclonal Antibody to Podoplanin (PDPN)



Western Blotting

Image 2. Detection of Recombinant PDPN, Human using Polyclonal Antibody to Podoplanin (PDPN)



Immunohistochemistry

Image 3. Detection of PDPN in Human Placenta Tissue using Polyclonal Antibody to Podoplanin (PDPN)