

Datasheet for ABIN7435103
anti-PTF1A antibody (AA 177-328)[Go to Product page](#)

7 Images

Overview

Quantity:	100 µL
Target:	PTF1A
Binding Specificity:	AA 177-328
Reactivity:	Human
Host:	Rabbit
Clonality:	Polyclonal
Conjugate:	This PTF1A antibody is un-conjugated
Application:	Western Blotting (WB), Immunohistochemistry (IHC), Immunoprecipitation (IP), Immunocytochemistry (ICC)

Product Details

Purpose:	Polyclonal Antibody to Pancreas Specific Transcription Factor 1a (PTF1a)
Immunogen:	Recombinant Pancreas Specific Transcription Factor 1a (PTF1a) corresponding to Gln177~Ser328 with N-terminal His Tag
Isotype:	IgG
Specificity:	The antibody is a rabbit polyclonal antibody raised against PTF1a. It has been selected for its ability to recognize PTF1a in immunohistochemical staining and western blotting.
Cross-Reactivity:	Mouse, Rat
Purification:	Antigen-specific affinity chromatography followed by Protein A affinity chromatography

Target Details

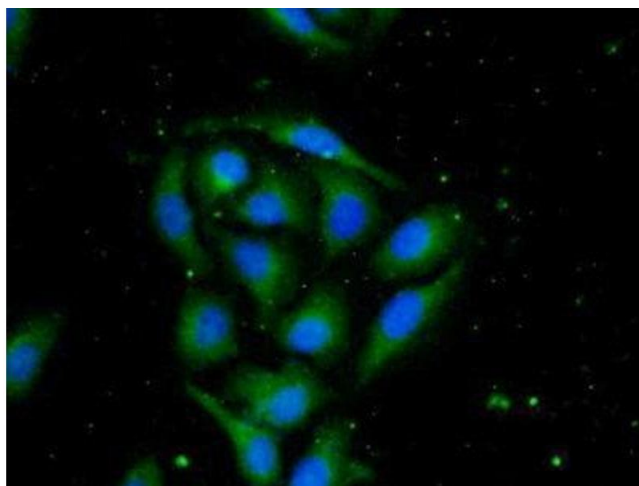
Target:	PTF1A
Alternative Name:	Pancreas Specific Transcription Factor 1a (PTF1A Products)
Background:	PTF1-A, PTF1-p48, Class A basic helix-loop-helix protein 29, bHLH transcription factor p48, p48 DNA-binding subunit of transcription factor PTF1
Pathways:	Retinoic Acid Receptor Signaling Pathway

Application Details

Application Notes:	Western blotting: 0.5-2 µg/mL Immunohistochemistry: 5-20 µg/mL Immunocytochemistry: 5-20 µg/mL Optimal working dilutions must be determined by end user.
Comment:	The thermal stability is described by the loss rate. The loss rate was determined by accelerated thermal degradation test, that is, incubate the protein at 37°C for 48h, and no obvious degradation and precipitation were observed. The loss rate is less than 5% within the expiration date under appropriate storage condition.
Restrictions:	For Research Use only


Handling

Format:	Liquid
Buffer:	0.01M PBS, pH 7.4, containing 0.05 % Proclin-300, 50 % glycerol.
Preservative:	ProClin
Precaution of Use:	This product contains ProClin: a POISONOUS AND HAZARDOUS SUBSTANCE which should be handled by trained staff only.
Storage:	4 °C, -20 °C
Storage Comment:	Store at 4°C for frequent use. Stored at -20°C in a manual defrost freezer for two year without detectable loss of activity. Avoid repeated freeze-thaw cycles.
Expiry Date:	24 months



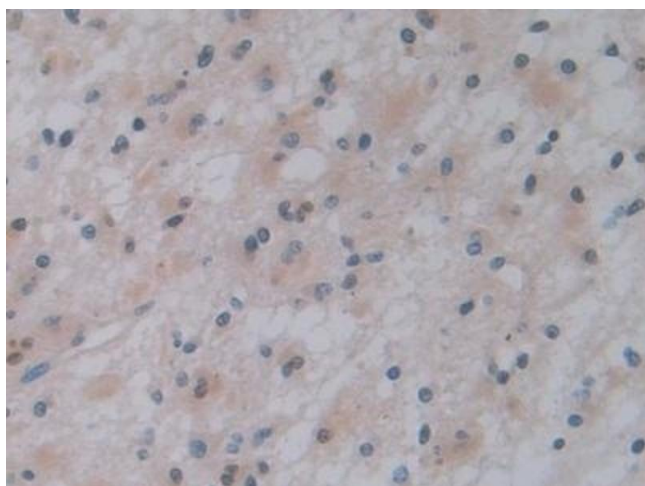
Immunohistochemistry

Image 1. Detection of PTF1a in Human U2OS Cells using Polyclonal Antibody to Pancreas Specific Transcription Factor 1a (PTF1a)



Western Blotting

Image 2. Detection of Recombinant PTFa, Human using Polyclonal Antibody to Pancreas Specific Transcription Factor 1a (PTF1a)



Immunohistochemistry

Image 3. Detection of PTF1a in Human Glioma Tissue using Polyclonal Antibody to Pancreas Specific Transcription Factor 1a (PTF1a)

Please check the [product details page](#) for more images. Overall 7 images are available for ABIN7435103.