

Datasheet for ABIN7435208
anti-STX2 antibody (AA 8-262)[Go to Product page](#)

7 Images

Overview

Quantity:	100 µL
Target:	STX2
Binding Specificity:	AA 8-262
Reactivity:	Human
Host:	Rabbit
Clonality:	Polyclonal
Conjugate:	This STX2 antibody is un-conjugated
Application:	Western Blotting (WB), Immunohistochemistry (IHC), Immunoprecipitation (IP), Immunocytochemistry (ICC)

Product Details

Purpose:	Polyclonal Antibody to Syntaxin 2 (STX2)
Immunogen:	Recombinant Syntaxin 2 (STX2) corresponding to Leu8~Arg262 with N-terminal His Tag
Isotype:	IgG
Specificity:	The antibody is a rabbit polyclonal antibody raised against STX2. It has been selected for its ability to recognize STX2 in immunohistochemical staining and western blotting.
Cross-Reactivity:	Mouse, Pig, Rat
Purification:	Antigen-specific affinity chromatography followed by Protein A affinity chromatography

Target Details

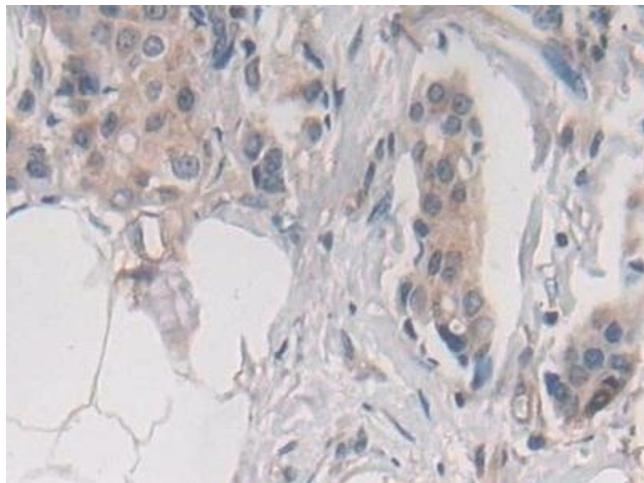
Target:	STX2
Alternative Name:	Syntaxin 2 (STX2 Products)
Background:	EPIM, EPM, STX2A, STX2B, STX2C, Epimorphin

Application Details

Application Notes:	Western blotting: 0.5-3 µg/mL Immunohistochemistry: 5-30 µg/mL Immunocytochemistry: 5-30 µg/mL Optimal working dilutions must be determined by end user.
Comment:	The thermal stability is described by the loss rate. The loss rate was determined by accelerated thermal degradation test, that is, incubate the protein at 37°C for 48h, and no obvious degradation and precipitation were observed. The loss rate is less than 5% within the expiration date under appropriate storage condition.
Restrictions:	For Research Use only


Handling

Format:	Liquid
Buffer:	PBS, pH 7.4, containing 0.02 % Sodium azide, 50 % glycerol.
Preservative:	Sodium azide
Precaution of Use:	This product contains Sodium azide: a POISONOUS AND HAZARDOUS SUBSTANCE which should be handled by trained staff only.
Storage:	4 °C,-20 °C
Storage Comment:	Store at 4°C for frequent use. Stored at -20°C in a manual defrost freezer for two year without detectable loss of activity. Avoid repeated freeze-thaw cycles.
Expiry Date:	24 months



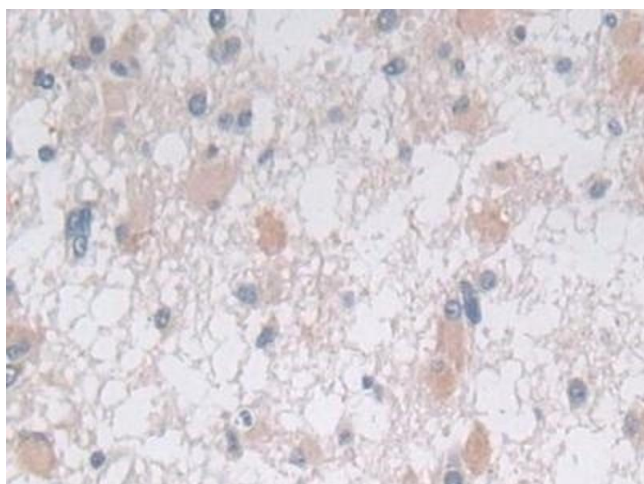
Immunohistochemistry

Image 1. Detection of STX2 in Human Breast cancer Tissue using Polyclonal Antibody to Syntaxin 2 (STX2)



Western Blotting

Image 2. Detection of Recombinant STX2, Human using Polyclonal Antibody to Syntaxin 2 (STX2)



Immunohistochemistry

Image 3. Detection of STX2 in Human Glioma Tissue using Polyclonal Antibody to Syntaxin 2 (STX2)

Please check the [product details page](#) for more images. Overall 7 images are available for ABIN7435208.