



[Go to Product page](#)

Datasheet for ABIN7435406

anti-COL3A1 antibody (AA 1059-1466)

3 Images

Overview

Quantity:	100 µL
Target:	COL3A1
Binding Specificity:	AA 1059-1466
Reactivity:	Human
Host:	Rabbit
Clonality:	Polyclonal
Conjugate:	This COL3A1 antibody is un-conjugated
Application:	Western Blotting (WB), Immunohistochemistry (IHC), Immunoprecipitation (IP), Immunocytochemistry (ICC)

Product Details

Purpose:	Polyclonal Antibody to Collagen Type III Alpha 1 (COL3a1)
Immunogen:	Recombinant Collagen Type III Alpha 1 (COL3a1) corresponding to Gly1059~Leu1466 with N-terminal His and GST Tag
Isotype:	IgG
Specificity:	The antibody is a rabbit polyclonal antibody raised against COL3a1. It has been selected for its ability to recognize COL3a1 in immunohistochemical staining and western blotting.
Cross-Reactivity:	Mouse, Pig, Rat
Purification:	Antigen-specific affinity chromatography followed by Protein A affinity chromatography

Target Details


Target:	COL3A1
Alternative Name:	Collagen Type III Alpha 1 (COL3A1 Products)
Background:	COL3-A1, COL3A1, EDS4A, Collagen Type III Alpha 1, Ehlers-Danlos Syndrome Type IV Autosomal Dominant, Collagen Alpha-1(III)chain
Pathways:	Autophagy , Growth Factor Binding

Application Details

Application Notes:	Western blotting: 0.5-2 µg/mL Immunohistochemistry: 5-20 µg/mL Immunocytochemistry: 5-20 µg/mL Optimal working dilutions must be determined by end user.
Comment:	The thermal stability is described by the loss rate. The loss rate was determined by accelerated thermal degradation test, that is, incubate the protein at 37°C for 48h, and no obvious degradation and precipitation were observed. The loss rate is less than 5% within the expiration date under appropriate storage condition.
Restrictions:	For Research Use only


Handling

Format:	Liquid
Buffer:	0.01M PBS, pH 7.4, containing 0.05 % Proclin-300, 50 % glycerol.
Preservative:	ProClin
Precaution of Use:	This product contains ProClin: a POISONOUS AND HAZARDOUS SUBSTANCE which should be handled by trained staff only.
Storage:	4 °C,-20 °C
Storage Comment:	Store at 4°C for frequent use. Stored at -20°C in a manual defrost freezer for two year without detectable loss of activity. Avoid repeated freeze-thaw cycles.
Expiry Date:	24 months



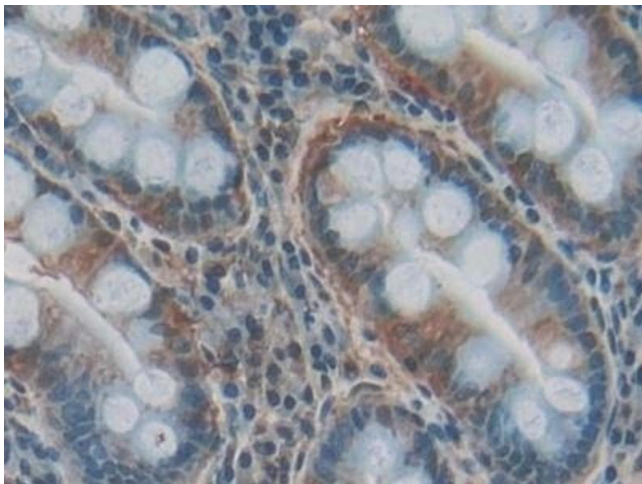
Western Blotting

Image 1. Detection of COL3a1 in Porcine Spleen lysate using Polyclonal Antibody to Collagen Type III Alpha 1 (COL3a1)



Western Blotting

Image 2. Detection of Recombinant COL3a1, Human using Polyclonal Antibody to Collagen Type III Alpha 1 (COL3a1)



Immunohistochemistry

Image 3. Detection of COL3a1 in Human Stomach Tissue using Polyclonal Antibody to Collagen Type III Alpha 1 (COL3a1)