



[Go to Product page](#)

Datasheet for ABIN7435553

anti-ABCA3 antibody (AA 1358-1635)

7 Images

Overview

Quantity:	100 µL
Target:	ABCA3
Binding Specificity:	AA 1358-1635
Reactivity:	Human
Host:	Rabbit
Clonality:	Polyclonal
Conjugate:	This ABCA3 antibody is un-conjugated
Application:	Western Blotting (WB), Immunohistochemistry (IHC), Immunoprecipitation (IP), Immunocytochemistry (ICC)

Product Details

Purpose:	Polyclonal Antibody to ATP Binding Cassette Transporter A3 (ABCA3)
Immunogen:	Recombinant ATP Binding Cassette Transporter A3 (ABCA3) corresponding to Asp1358~Phe1635 (Accession # Q99758)
Isotype:	IgG
Specificity:	The antibody is a rabbit polyclonal antibody raised against ABCA3. It has been selected for its ability to recognize ABCA3 in immunohistochemical staining and western blotting.
Cross-Reactivity:	Rat
Purification:	Antigen-specific affinity chromatography followed by Protein A affinity chromatography

Target Details


Target:	ABCA3
Alternative Name:	ATP Binding Cassette Transporter A3 (ABCA3 Products)
Background:	ABC-A3, ABC-C, ABC3, ABC-C transporter

Application Details

Application Notes:	Western blotting: 0.5-2 µg/mL Immunocytochemistry in formalin fixed cells: 5-20 µg/mL Immunohistochemistry in formalin fixed frozen section: 5-20 µg/mL Immunohistochemistry in paraffin section: 5-20 µg/mL Enzyme-linked Immunosorbent Assay: 0.05-2 µg/mL Optimal working dilutions must be determined by end user.
Comment:	The thermal stability is described by the loss rate. The loss rate was determined by accelerated thermal degradation test, that is, incubate the protein at 37°C for 48h, and no obvious degradation and precipitation were observed. The loss rate is less than 5% within the expiration date under appropriate storage condition.
Restrictions:	For Research Use only


Handling

Format:	Liquid
Buffer:	0.01M PBS, pH 7.4, containing 0.05 % Proclin-300, 50 % glycerol.
Preservative:	ProClin
Precaution of Use:	This product contains ProClin: a POISONOUS AND HAZARDOUS SUBSTANCE which should be handled by trained staff only.
Storage:	4 °C,-20 °C
Storage Comment:	Store at 4°C for frequent use. Stored at -20°C in a manual defrost freezer for two year without detectable loss of activity. Avoid repeated freeze-thaw cycles.
Expiry Date:	24 months



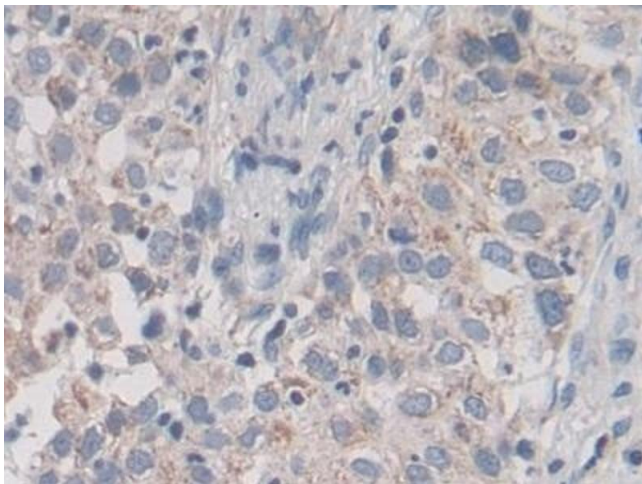
Western Blotting

Image 1. Detection of ABCA3 in Rat Heart lysate using Polyclonal Antibody to ATP Binding Cassette Transporter A3 (ABCA3)



Western Blotting

Image 2. Detection of Recombinant ABCA3, Human using Polyclonal Antibody to ATP Binding Cassette Transporter A3 (ABCA3)



Immunohistochemistry

Image 3. Detection of ABCA3 in Human Lung cancer Tissue using Polyclonal Antibody to ATP Binding Cassette Transporter A3 (ABCA3)

Please check the [product details page](#) for more images. Overall 7 images are available for ABIN7435553.