



[Go to Product page](#)

Datasheet for ABIN7435685
anti-DDAH1 antibody (AA 20-215)

8 Images

Overview

| | |
|----------------------|--|
| Quantity: | 100 µL |
| Target: | DDAH1 |
| Binding Specificity: | AA 20-215 |
| Reactivity: | Human |
| Host: | Rabbit |
| Clonality: | Polyclonal |
| Conjugate: | This DDAH1 antibody is un-conjugated |
| Application: | Western Blotting (WB), Immunohistochemistry (IHC), Immunoprecipitation (IP), Immunocytochemistry (ICC) |

Product Details

| | |
|-------------------|--|
| Purpose: | Polyclonal Antibody to Dimethylarginine Dimethylaminohydrolase 1 (DDAH1) |
| Immunogen: | Recombinant Dimethylarginine Dimethylaminohydrolase 1 (DDAH1) corresponding to Ala20~Pro215 (Accession # O94760) |
| Isotype: | IgG |
| Specificity: | The antibody is a rabbit polyclonal antibody raised against DDAH1. It has been selected for its ability to recognize DDAH1 in immunohistochemical staining and western blotting. |
| Cross-Reactivity: | Mouse |
| Purification: | Antigen-specific affinity chromatography followed by Protein A affinity chromatography |

Target Details


| | |
|-------------------|---|
| Target: | DDAH1 |
| Alternative Name: | Dimethylarginine Dimethylaminohydrolase 1 (DDAH1 Products) |
| Background: | DDAH, Dimethylargininase-1, N(G),N(G)-dimethylarginine dimethylaminohydrolase 1 |

Application Details

| | |
|--------------------|---|
| Application Notes: | Western blotting: 0.5-2 µg/mL Immunohistochemistry: 5-20 µg/mL Immunocytochemistry: 5-20 µg/mL |
| Comment: | The thermal stability is described by the loss rate. The loss rate was determined by accelerated thermal degradation test, that is, incubate the protein at 37°C for 48h, and no obvious degradation and precipitation were observed. The loss rate is less than 5% within the expiration date under appropriate storage condition. |
| Restrictions: | For Research Use only |


Handling

| | |
|--------------------|---|
| Format: | Liquid |
| Buffer: | 0.01M PBS, pH 7.4, containing 0.05 % Proclin-300, 50 % glycerol. |
| Preservative: | ProClin |
| Precaution of Use: | This product contains ProClin: a POISONOUS AND HAZARDOUS SUBSTANCE which should be handled by trained staff only. |
| Storage: | 4 °C,-20 °C |
| Storage Comment: | Store at 4°C for frequent use. Stored at -20°C in a manual defrost freezer for two year without detectable loss of activity. Avoid repeated freeze-thaw cycles. |
| Expiry Date: | 24 months |



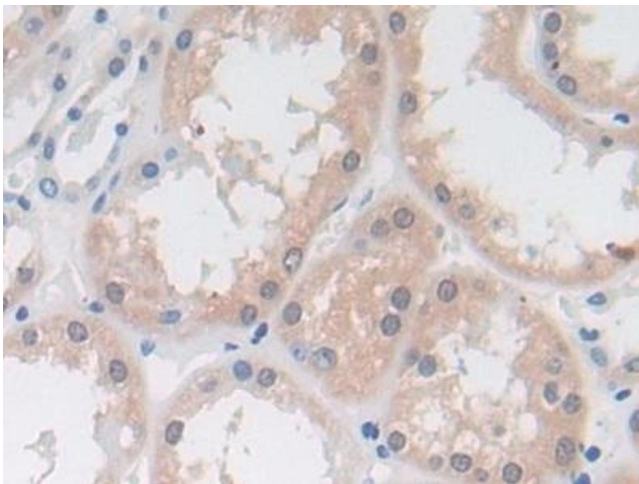
Western Blotting

Image 1. Detection of DDAH1 in Mouse Pancreas lysate using Polyclonal Antibody to Dimethylarginine Dimethylaminohydrolase 1 (DDAH1)



Western Blotting

Image 2. Detection of Recombinant DDAH1, Human using Polyclonal Antibody to Dimethylarginine Dimethylaminohydrolase 1 (DDAH1)



Immunohistochemistry

Image 3. Detection of DDAH1 in Human Kidney Tissue using Polyclonal Antibody to Dimethylarginine Dimethylaminohydrolase 1 (DDAH1)

Please check the [product details page](#) for more images. Overall 8 images are available for ABIN7435685.