

Datasheet for ABIN7435748  
**anti-PCSK1 antibody (AA 500-738)**

## 7 Images

[Go to Product page](#)

## Overview

Quantity:	100 µL
Target:	PCSK1
Binding Specificity:	AA 500-738
Reactivity:	Human
Host:	Rabbit
Clonality:	Polyclonal
Conjugate:	This PCSK1 antibody is un-conjugated
Application:	Western Blotting (WB), ELISA, Immunohistochemistry (Paraffin-embedded Sections) (IHC (p)), Immunocytochemistry (ICC), Immunohistochemistry (Frozen Sections) (IHC (fro))

## Product Details

Purpose:	Polyclonal Antibody to Proprotein Convertase Subtilisin/Kexin Type 1 (PCSK1)
Immunogen:	Recombinant Proprotein Convertase Subtilisin/Kexin Type 1 (PCSK1) corresponding to Ala500~Asp738 with N-terminal His Tag
Isotype:	IgG
Specificity:	The antibody is a rabbit polyclonal antibody raised against PCSK1. It has been selected for its ability to recognize PCSK1 in immunohistochemical staining and western blotting.
Cross-Reactivity:	Mouse, Pig, Rat
Purification:	Antigen-specific affinity chromatography followed by Protein A affinity chromatography

## Target Details

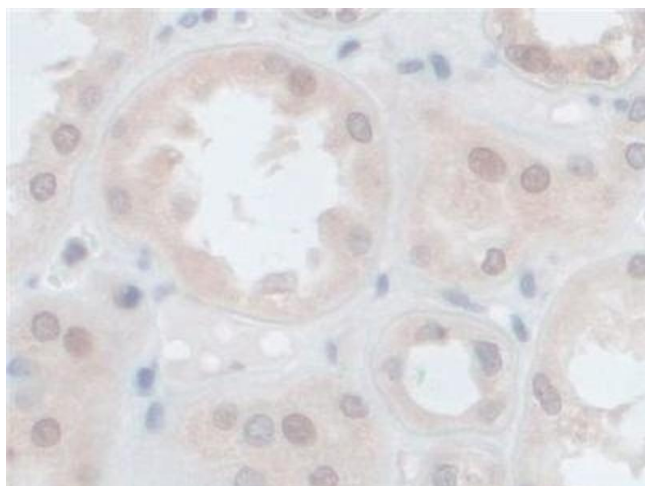
Target:	PCSK1
Alternative Name:	Proprotein Convertase Subtilisin/Kexin Type 1 ( <a href="#">PCSK1 Products</a> )
Background:	PC1, PC3, SPC3, NEC1, Prohormone Convertase 3, Prohormone Convertase 1, Neuroendocrine Convertase 1, Proprotein Convertase 1
Pathways:	<a href="#">Peptide Hormone Metabolism</a>

## Application Details

Application Notes:	Western blotting: 0.5-2 µg/mL 1:270-1000 Immunohistochemistry: 5-20 µg/mL 1:27-100 Immunocytochemistry: 5-20 µg/mL 1:27-100 Optimal working dilutions must be determined by end user.
Comment:	The thermal stability is described by the loss rate. The loss rate was determined by accelerated thermal degradation test, that is, incubate the protein at 37°C for 48h, and no obvious degradation and precipitation were observed. The loss rate is less than 5% within the expiration date under appropriate storage condition.
Restrictions:	For Research Use only


## Handling

Format:	Liquid
Buffer:	0.01M PBS, pH 7.4, containing 0.05 % Proclin-300, 50 % glycerol.
Preservative:	ProClin
Precaution of Use:	This product contains ProClin: a POISONOUS AND HAZARDOUS SUBSTANCE which should be handled by trained staff only.
Storage:	4 °C,-20 °C
Storage Comment:	Store at 4°C for frequent use. Stored at -20°C in a manual defrost freezer for two year without detectable loss of activity. Avoid repeated freeze-thaw cycles.
Expiry Date:	24 months



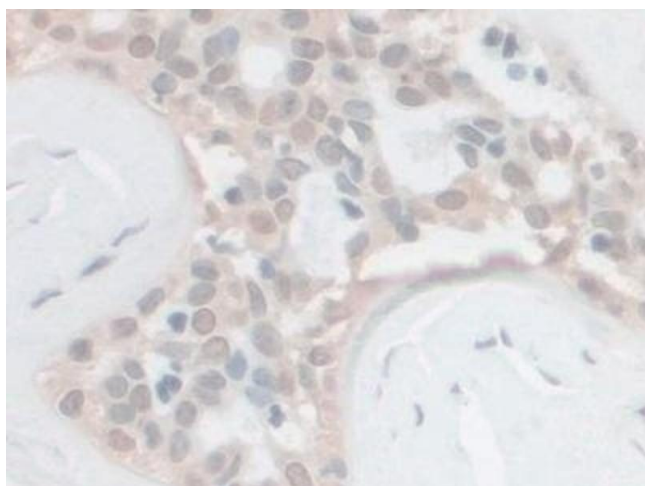
#### Immunohistochemistry

**Image 1.** Detection of PCSK1 in Human Kidney Tissue using Polyclonal Antibody to Proprotein Convertase Subtilisin/Kexin Type 1 (PCSK1)



#### Western Blotting

**Image 2.** Detection of Recombinant PCSK1, Human using Polyclonal Antibody to Proprotein Convertase Subtilisin/Kexin Type 1 (PCSK1)



#### Immunohistochemistry

**Image 3.** Detection of PCSK1 in Human Breast cancer Tissue using Polyclonal Antibody to Proprotein Convertase Subtilisin/Kexin Type 1 (PCSK1)

Please check the [product details page](#) for more images. Overall 7 images are available for ABIN7435748.