

Datasheet for ABIN7435838
anti-REG3g antibody (AA 39-175)

8 Images

[Go to Product page](#)

Overview

Quantity:	100 µL
Target:	REG3g
Binding Specificity:	AA 39-175
Reactivity:	Human
Host:	Rabbit
Clonality:	Polyclonal
Conjugate:	This REG3g antibody is un-conjugated
Application:	Western Blotting (WB), Immunohistochemistry (IHC), Immunoprecipitation (IP), Immunocytochemistry (ICC)

Product Details

Purpose:	Polyclonal Antibody to Regenerating Islet Derived Protein 3 Gamma (REG3g)
Immunogen:	Recombinant Regenerating Islet Derived Protein 3 Gamma (REG3g) corresponding to Ser39~Asp175 with N-terminal His Tag
Isotype:	IgG
Specificity:	The antibody is a rabbit polyclonal antibody raised against REG3g. It has been selected for its ability to recognize REG3g in immunohistochemical staining and western blotting.
Cross-Reactivity:	Pig
Purification:	Antigen-specific affinity chromatography followed by Protein A affinity chromatography

Target Details

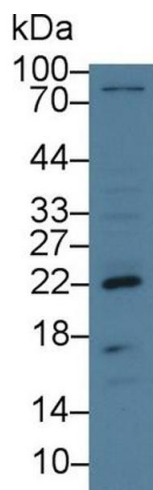
Target:	REG3g
Alternative Name:	Regenerating Islet Derived Protein 3 Gamma (REG3g Products)
Background:	REG-III, PAP1B, PAPIB, UNQ429, Pancreatitis-associated protein 1B, Regenerating islet-derived protein III-gamma
Pathways:	Activation of Innate immune Response

Application Details

Application Notes:	Western blotting: 0.5-3 µg/mL Immunohistochemistry: 5-30 µg/mL Immunocytochemistry: 5-30 µg/mL Optimal working dilutions must be determined by end user.
Comment:	The thermal stability is described by the loss rate. The loss rate was determined by accelerated thermal degradation test, that is, incubate the protein at 37°C for 48h, and no obvious degradation and precipitation were observed. The loss rate is less than 5% within the expiration date under appropriate storage condition.
Restrictions:	For Research Use only


Handling

Format:	Liquid
Buffer:	0.01M PBS, pH 7.4, containing 0.05 % Proclin-300, 50 % glycerol.
Preservative:	ProClin
Precaution of Use:	This product contains ProClin: a POISONOUS AND HAZARDOUS SUBSTANCE which should be handled by trained staff only.
Storage:	4 °C,-20 °C
Storage Comment:	Store at 4°C for frequent use. Stored at -20°C in a manual defrost freezer for two year without detectable loss of activity. Avoid repeated freeze-thaw cycles.
Expiry Date:	24 months



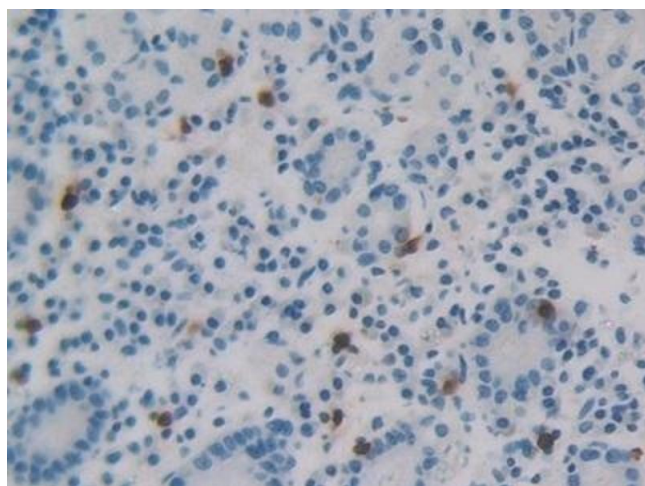
Western Blotting

Image 1. Detection of REG3g in Porcine Cerebrum lysate using Polyclonal Antibody to Regenerating Islet Derived Protein 3 Gamma (REG3g)



Western Blotting

Image 2. Detection of Recombinant REG3g, Human using Polyclonal Antibody to Regenerating Islet Derived Protein 3 Gamma (REG3g)



Immunohistochemistry

Image 3. Detection of REG3g in Human Stomach Tissue using Polyclonal Antibody to Regenerating Islet Derived Protein 3 Gamma (REG3g)

Please check the [product details page](#) for more images. Overall 8 images are available for ABIN7435838.