

Datasheet for ABIN7435877

anti-Annexin a1 antibody (AA 1-346)



[Go to Product page](#)

3 Images

Overview

Quantity:	100 µL
Target:	Annexin a1 (ANXA1)
Binding Specificity:	AA 1-346
Reactivity:	Human
Host:	Rabbit
Clonality:	Polyclonal
Conjugate:	This Annexin a1 antibody is un-conjugated
Application:	Western Blotting (WB), Immunohistochemistry (IHC), Immunoprecipitation (IP), Immunocytochemistry (ICC)

Product Details

Purpose:	Polyclonal Antibody to Annexin A1 (ANXA1)
Immunogen:	Recombinant Annexin A1 (ANXA1) corresponding to Met1~Asn346 with N-terminal His Tag
Isotype:	IgG
Specificity:	The antibody is a rabbit polyclonal antibody raised against ANXA1. It has been selected for its ability to recognize ANXA1 in immunohistochemical staining and western blotting.
Cross-Reactivity:	Mouse
Purification:	Antigen-specific affinity chromatography followed by Protein A affinity chromatography

Target Details

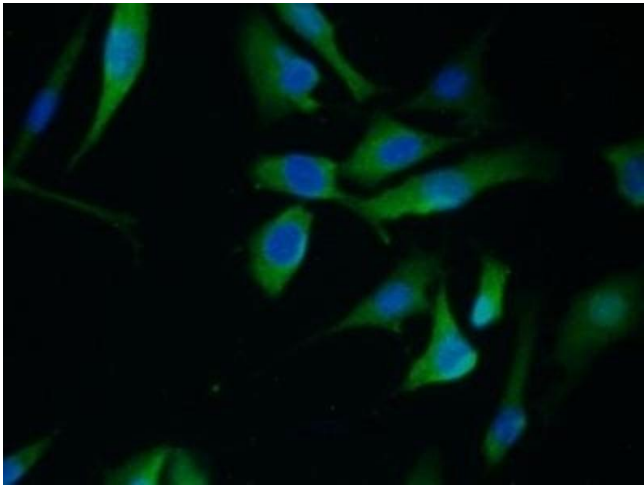
Target:	Annexin a1 (ANXA1)
Alternative Name:	ANXA1 (ANXA1 Products)
Background:	ANX-A1, ANX1, LPC1, Lipocortin I, Chromobindin-9, Calpactin II, Phospholipase A2 inhibitory protein
UniProt:	P04083
Pathways:	Hormone Transport

Application Details

Application Notes:	Western blotting: 0.01-2 µg/mL, Immunohistochemistry: 5-20 µg/mL, Immunofluorescence: 5-20 µg/mL, Optimal working dilutions must be determined by end user.
Comment:	The thermal stability is described by the loss rate. The loss rate was determined by accelerated thermal degradation test, that is, incubate the protein at 37°C for 48h, and no obvious degradation and precipitation were observed. The loss rate is less than 5% within the expiration date under appropriate storage condition.
Restrictions:	For Research Use only

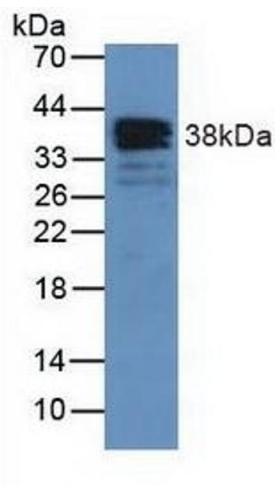
Handling

Format:	Liquid
Concentration:	0.41 mg/mL
Buffer:	0.01M PBS, pH 7.4, containing 0.05 % Proclin-300, 50 % glycerol.
Preservative:	ProClin
Precaution of Use:	This product contains ProClin: a POISONOUS AND HAZARDOUS SUBSTANCE which should be handled by trained staff only.
Storage:	4 °C, -20 °C
Storage Comment:	Store at 4°C for frequent use. Stored at -20°C in a manual defrost freezer for two year without detectable loss of activity. Avoid repeated freeze-thaw cycles.
Expiry Date:	24 months




Immunofluorescence

Image 1. Detection of ANXA1 in Mouse 3T3-L1 cell using Polyclonal Antibody to Annexin A1 (ANXA1)



Western Blotting

Image 2. Detection of ANXA1 in Human Liver Tissue using Polyclonal Antibody to Annexin A1 (ANXA1)



Western Blotting

Image 3. Detection of Recombinant ANXA1, Human using Polyclonal Antibody to Annexin A1 (ANXA1)