

Datasheet for ABIN7436132  
**anti-Peroxiredoxin 2 antibody (AA 6-164)**



[Go to Product page](#)

7 Images

### Overview

Quantity:	100 µL
Target:	Peroxiredoxin 2 (PRDX2)
Binding Specificity:	AA 6-164
Reactivity:	Human
Host:	Rabbit
Clonality:	Polyclonal
Conjugate:	This Peroxiredoxin 2 antibody is un-conjugated
Application:	Western Blotting (WB), Immunohistochemistry (IHC), Immunoprecipitation (IP), Immunocytochemistry (ICC)

### Product Details

Purpose:	Polyclonal Antibody to Peroxiredoxin 2 (PRDX2)
Immunogen:	Recombinant Peroxiredoxin 2 (PRDX2) corresponding to Ala6~Tyr164 with N-terminal His Tag
Isotype:	IgG
Specificity:	The antibody is a rabbit polyclonal antibody raised against PRDX2. It has been selected for its ability to recognize PRDX2 in immunohistochemical staining and western blotting.
Cross-Reactivity:	Mouse, Rat
Purification:	Antigen-specific affinity chromatography followed by Protein A affinity chromatography

## Target Details

---

Target:	Peroxiredoxin 2 (PRDX2)
Alternative Name:	Peroxiredoxin 2 ( <a href="#">PRDX2 Products</a> )
Background:	PRP, NKEFB, PRXII, TDPX1, TSA, Thioredoxin-Dependent Peroxide Reductase 1, Thiol-Specific Antioxidant 1, Natural Killer-Enhancing Factor B, Thioredoxin Peroxidase 1, Torin

## Application Details

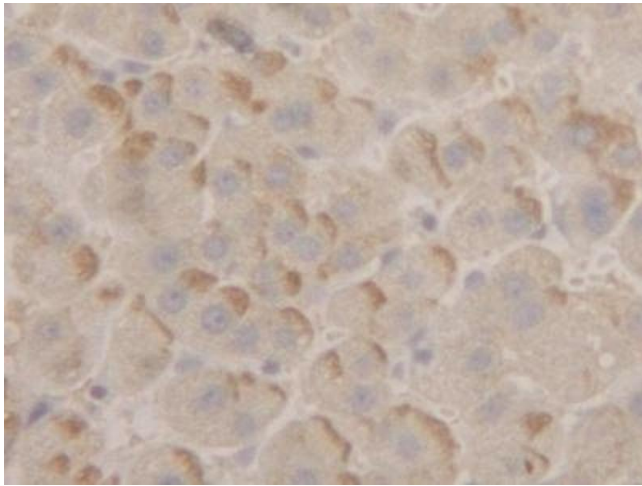
---

Application Notes:	Western blotting: 0.5-2 µg/mL Immunohistochemistry: 5-20 µg/mL Immunocytochemistry: 5-20 µg/mL Optimal working dilutions must be determined by end user.
Comment:	The thermal stability is described by the loss rate. The loss rate was determined by accelerated thermal degradation test, that is, incubate the protein at 37°C for 48h, and no obvious degradation and precipitation were observed. The loss rate is less than 5% within the expiration date under appropriate storage condition.
Restrictions:	For Research Use only

## Handling

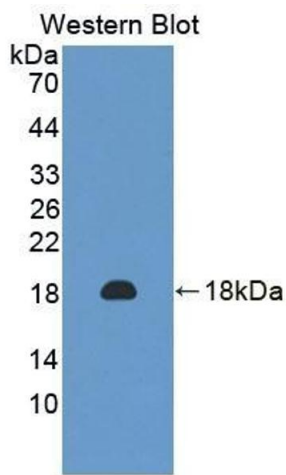
---

Format:	Liquid
Buffer:	PBS, pH 7.4, containing 0.02 % Sodium azide, 50 % glycerol.
Preservative:	Sodium azide
Precaution of Use:	This product contains Sodium azide: a POISONOUS AND HAZARDOUS SUBSTANCE which should be handled by trained staff only.
Storage:	4 °C, -20 °C
Storage Comment:	Store at 4°C for frequent use. Stored at -20°C in a manual defrost freezer for two year without detectable loss of activity. Avoid repeated freeze-thaw cycles.
Expiry Date:	24 months



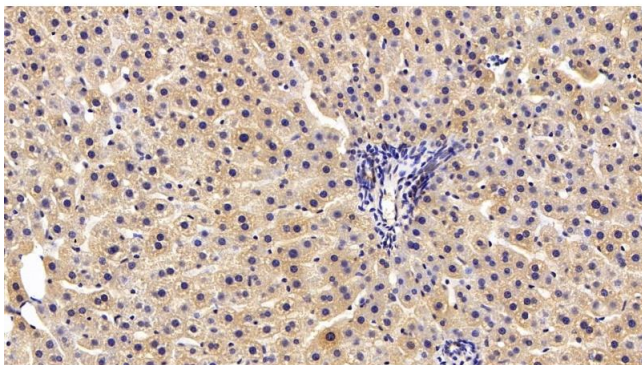
#### Immunohistochemistry

**Image 1.** Detection of PRDX2 in Human Liver Tissue using Polyclonal Antibody to Peroxiredoxin 2 (PRDX2)



#### Western Blotting

**Image 2.** Detection of Recombinant PRDX2, Human using Polyclonal Antibody to Peroxiredoxin 2 (PRDX2)



#### Immunohistochemistry

**Image 3.** Detection of PRDX2 in Rat Liver Tissue using Polyclonal Antibody to Peroxiredoxin 2 (PRDX2)

Please check the [product details page](#) for more images. Overall 7 images are available for ABIN7436132.