

Datasheet for ABIN7436375  
**anti-Vasn antibody (AA 298-539)**[Go to Product page](#)

## 4 Images

## Overview

Quantity:	100 µL
Target:	Vasn
Binding Specificity:	AA 298-539
Reactivity:	Human
Host:	Rabbit
Clonality:	Polyclonal
Conjugate:	This Vasn antibody is un-conjugated
Application:	Western Blotting (WB), Immunoprecipitation (IP), Immunohistochemistry (IHC), Immunocytochemistry (ICC)

## Product Details

Purpose:	Polyclonal Antibody to Vasorin (VASN)
Immunogen:	Recombinant Vasorin (VASN) corresponding to Asn298~Gly539 with N-terminal His Tag
Isotype:	IgG
Specificity:	The antibody is a rabbit polyclonal antibody raised against VASN. It has been selected for its ability to recognize VASN in immunohistochemical staining and western blotting.
Cross-Reactivity:	Mouse, Pig
Purification:	Antigen-specific affinity chromatography followed by Protein A affinity chromatography

## Target Details


Target:	Vasn
Alternative Name:	Vasorin ( <a href="#">Vasn Products</a> )
Background:	SLITL2, Slit-Like 2

## Application Details

Application Notes:	Western blotting: 0.5-3 µg/mL Immunohistochemistry: 5-30 µg/mL Immunocytochemistry: 5-30 µg/mL Optimal working dilutions must be determined by end user.
Comment:	The thermal stability is described by the loss rate. The loss rate was determined by accelerated thermal degradation test, that is, incubate the protein at 37°C for 48h, and no obvious degradation and precipitation were observed. The loss rate is less than 5% within the expiration date under appropriate storage condition.
Restrictions:	For Research Use only


## Handling

Format:	Liquid
Buffer:	PBS, pH 7.4, containing 0.02 % Sodium azide, 50 % glycerol.
Preservative:	Sodium azide
Precaution of Use:	This product contains Sodium azide: a POISONOUS AND HAZARDOUS SUBSTANCE which should be handled by trained staff only.
Storage:	4 °C,-20 °C
Storage Comment:	Store at 4°C for frequent use. Stored at -20°C in a manual defrost freezer for two year without detectable loss of activity. Avoid repeated freeze-thaw cycles.
Expiry Date:	24 months



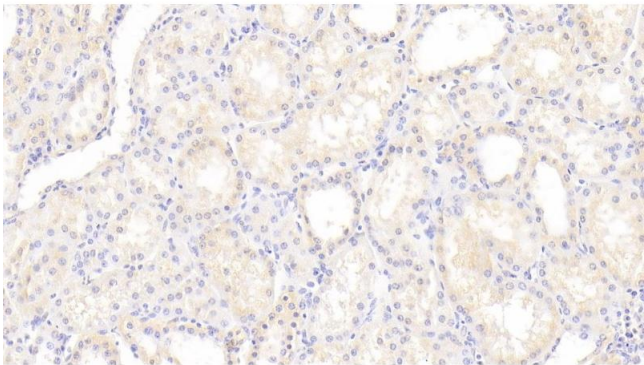
Western Blotting

**Image 1.** Detection of VASN in Mouse Cerebrum lysate using Polyclonal Antibody to Vasorin (VASN)



Western Blotting

**Image 2.** Detection of Recombinant VASN, Human using Polyclonal Antibody to Vasorin (VASN)



Immunohistochemistry

**Image 3.** Detection of VASN in Human Kidney Tissue using Polyclonal Antibody to Vasorin (VASN)

Please check the [product details page](#) for more images. Overall 4 images are available for ABIN7436375.