

Datasheet for ABIN7436618
anti-Fission 1 antibody (AA 1-117)

7 Images

[Go to Product page](#)

Overview

Quantity:	100 µL
Target:	Fission 1 (FIS1)
Binding Specificity:	AA 1-117
Reactivity:	Human
Host:	Rabbit
Clonality:	Polyclonal
Conjugate:	This Fission 1 antibody is un-conjugated
Application:	Western Blotting (WB), Immunohistochemistry (IHC), Immunoprecipitation (IP), Immunocytochemistry (ICC)

Product Details

Purpose:	Polyclonal Antibody to Fission 1 (FIS1)
Immunogen:	Recombinant Fission 1 (FIS1) corresponding to Met1~Ala117 with N-terminal His Tag
Isotype:	IgG
Specificity:	The antibody is a rabbit polyclonal antibody raised against FIS1. It has been selected for its ability to recognize FIS1 in immunohistochemical staining and western blotting.
Cross-Reactivity:	Mouse, Rat
Purification:	Antigen-specific affinity chromatography followed by Protein A affinity chromatography

Target Details

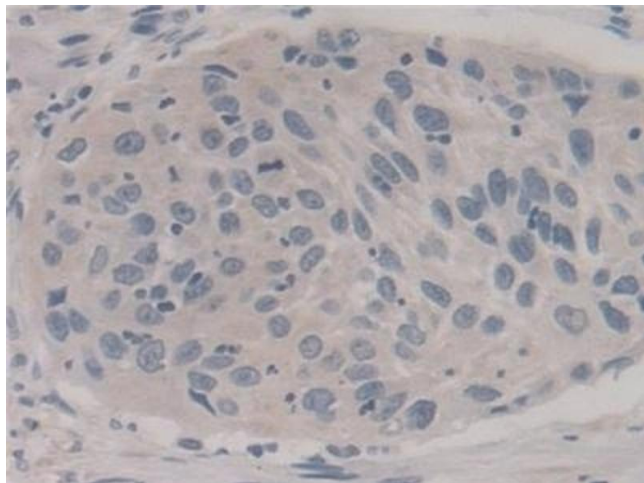
Target:	Fission 1 (FIS1)
Alternative Name:	Fission 1 (FIS1 Products)
Background:	CGI-135, TTC11, Tetratricopeptide Repeat Domain 11, Mitochondrial fission 1 protein
Pathways:	Positive Regulation of Endopeptidase Activity

Application Details

Application Notes:	Western blotting: 0.5-3 µg/mL Immunohistochemistry: 5-30 µg/mL Immunocytochemistry: 5-30 µg/mL Optimal working dilutions must be determined by end user.
Comment:	The thermal stability is described by the loss rate. The loss rate was determined by accelerated thermal degradation test, that is, incubate the protein at 37°C for 48h, and no obvious degradation and precipitation were observed. The loss rate is less than 5% within the expiration date under appropriate storage condition.
Restrictions:	For Research Use only


Handling

Format:	Liquid
Buffer:	0.01M PBS, pH 7.4, containing 0.05 % Proclin-300, 50 % glycerol.
Preservative:	ProClin
Precaution of Use:	This product contains ProClin: a POISONOUS AND HAZARDOUS SUBSTANCE which should be handled by trained staff only.
Storage:	4 °C,-20 °C
Storage Comment:	Store at 4°C for frequent use. Stored at -20°C in a manual defrost freezer for two year without detectable loss of activity. Avoid repeated freeze-thaw cycles.
Expiry Date:	24 months



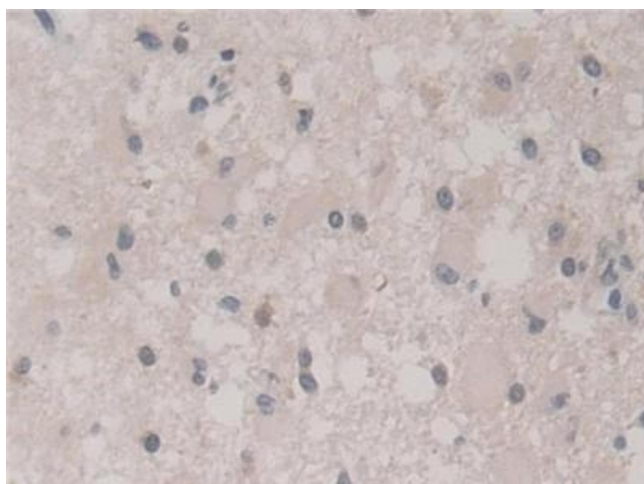
Immunohistochemistry

Image 1. Detection of FIS1 in Human Lung cancer Tissue using Polyclonal Antibody to Fission 1 (FIS1)



Western Blotting

Image 2. Detection of Recombinant FIS1, Human using Polyclonal Antibody to Fission 1 (FIS1)



Immunohistochemistry

Image 3. Detection of FIS1 in Human Glioma Tissue using Polyclonal Antibody to Fission 1 (FIS1)

Please check the [product details page](#) for more images. Overall 7 images are available for ABIN7436618.