

Datasheet for ABIN7436663
anti-CRTAP antibody (AA 26-400)

3 Images

[Go to Product page](#)

Overview

Quantity:	100 µL
Target:	CRTAP
Binding Specificity:	AA 26-400
Reactivity:	Mouse
Host:	Rabbit
Clonality:	Polyclonal
Conjugate:	This CRTAP antibody is un-conjugated
Application:	Western Blotting (WB), Immunohistochemistry (IHC), Immunocytochemistry (ICC), Immunoprecipitation (IP)

Product Details

Purpose:	Polyclonal Antibody to Cartilage Associated Protein (CRTAP)
Immunogen:	Recombinant Cartilage Associated Protein (CRTAP) corresponding to Gln26~Ala400 with N-terminal His and GST Tag
Isotype:	IgG
Specificity:	The antibody is a rabbit polyclonal antibody raised against CRTAP. It has been selected for its ability to recognize CRTAP in immunohistochemical staining and western blotting.
Cross-Reactivity:	Human, Rat
Purification:	Antigen-specific affinity chromatography followed by Protein A affinity chromatography

Target Details

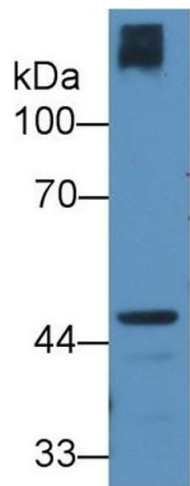
Target:	CRTAP
Alternative Name:	Cartilage Associated Protein (CRTAP Products)
Background:	CASP, LEPREL3, Leprecan-Like 3

Application Details

Application Notes:	Western blotting: 0.5-2 µg/mL 1:350-1400 Immunohistochemistry: 5-20 µg/mL 1:35-140 Immunocytochemistry: 5-20 µg/mL 1:35-140 Optimal working dilutions must be determined by end user.
Comment:	The thermal stability is described by the loss rate. The loss rate was determined by accelerated thermal degradation test, that is, incubate the protein at 37°C for 48h, and no obvious degradation and precipitation were observed. The loss rate is less than 5% within the expiration date under appropriate storage condition.
Restrictions:	For Research Use only


Handling

Format:	Liquid
Buffer:	0.01M PBS, pH 7.4, containing 0.05 % Proclin-300, 50 % glycerol.
Preservative:	ProClin
Precaution of Use:	This product contains ProClin: a POISONOUS AND HAZARDOUS SUBSTANCE which should be handled by trained staff only.
Storage:	4 °C,-20 °C
Storage Comment:	Store at 4°C for frequent use. Stored at -20°C in a manual defrost freezer for two year without detectable loss of activity. Avoid repeated freeze-thaw cycles.
Expiry Date:	24 months



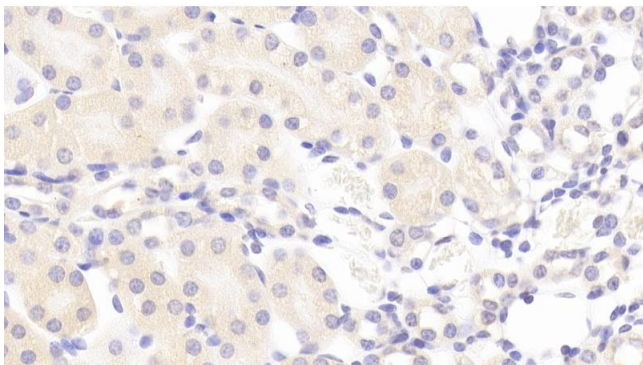
Western Blotting

Image 1. Detection of CRTAP in Human Hela cell lysate using Polyclonal Antibody to Cartilage Associated Protein (CRTAP)



Western Blotting

Image 2. Detection of Recombinant CRTAP, Mouse using Polyclonal Antibody to Cartilage Associated Protein (CRTAP)



Immunohistochemistry

Image 3. Detection of CRTAP in Mouse Kidney Tissue using Polyclonal Antibody to Cartilage Associated Protein (CRTAP)