

Datasheet for ABIN7436675
anti-COMT antibody (AA 52-271)[Go to Product page](#)

3 Images

Overview

Quantity:	100 µL
Target:	COMT
Binding Specificity:	AA 52-271
Reactivity:	Human
Host:	Rabbit
Clonality:	Polyclonal
Application:	Western Blotting (WB), ELISA, Immunohistochemistry (Paraffin-embedded Sections) (IHC (p)), Immunocytochemistry (ICC), Immunohistochemistry (Frozen Sections) (IHC (fro))

Product Details

Purpose:	Polyclonal Antibody to Catechol-O-Methyltransferase (COMT)
Immunogen:	Recombinant Catechol-O-Methyltransferase (COMT) corresponding to Gly52~Pro271 with N-terminal His Tag
Isotype:	IgG
Specificity:	The antibody is a rabbit polyclonal antibody raised against COMT. It has been selected for its ability to recognize COMT in immunohistochemical staining and western blotting.
Cross-Reactivity:	Pig
Purification:	Antigen-specific affinity chromatography followed by Protein A affinity chromatography

Target Details

Target:	COMT
---------	------

Target Details

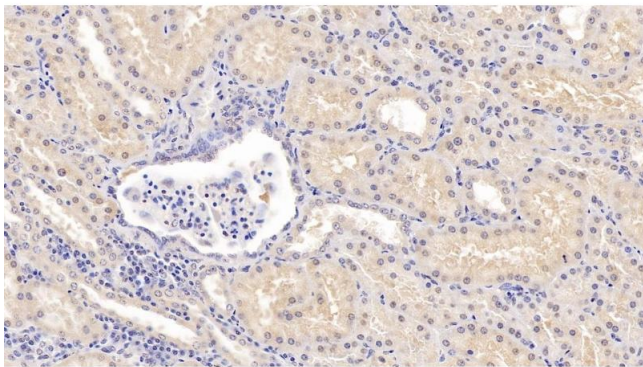
Alternative Name:	Catechol-O-Methyltransferase (COMT Products)
Pathways:	Steroid Hormone Biosynthesis , SARS-CoV-2 Protein Interactome

Application Details

Application Notes:	Western blotting: 1-5 µg/mL Immunocytochemistry in formalin fixed cells: 5-20 µg/mL Immunohistochemistry in formalin fixed frozen section: 5-20 µg/mL Immunohistochemistry in paraffin section: 5-20 µg/mL Enzyme-linked Immunosorbent Assay: 0.05-2 µg/mL Optimal working dilutions must be determined by end user.
Comment:	The thermal stability is described by the loss rate. The loss rate was determined by accelerated thermal degradation test, that is, incubate the protein at 37°C for 48h, and no obvious degradation and precipitation were observed. The loss rate is less than 5% within the expiration date under appropriate storage condition.
Restrictions:	For Research Use only


Handling

Format:	Liquid
Buffer:	0.01M PBS, pH 7.4, containing 0.05 % Proclin-300, 50 % glycerol.
Preservative:	ProClin
Precaution of Use:	This product contains ProClin: a POISONOUS AND HAZARDOUS SUBSTANCE which should be handled by trained staff only.
Storage:	4 °C,-20 °C
Storage Comment:	Store at 4°C for frequent use. Stored at -20°C in a manual defrost freezer for two year without detectable loss of activity. Avoid repeated freeze-thaw cycles.
Expiry Date:	24 months



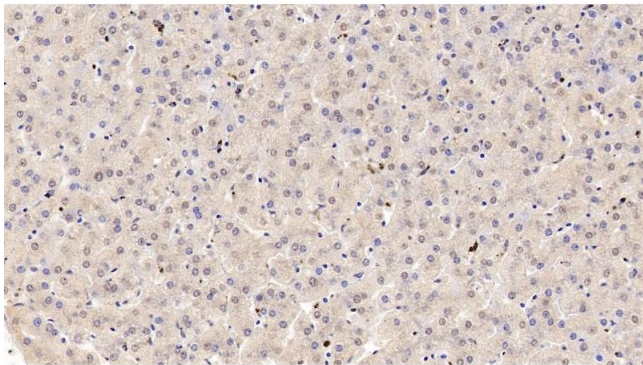
Immunohistochemistry

Image 1. Detection of COMT in Human Kidney Tissue using Polyclonal Antibody to Catechol-O-Methyltransferase (COMT)



Western Blotting

Image 2. Detection of Recombinant COMT, Human using Polyclonal Antibody to Catechol-O-Methyltransferase (COMT)



Immunohistochemistry

Image 3. Detection of COMT in Human Liver Tissue using Polyclonal Antibody to Catechol-O-Methyltransferase (COMT)