

Datasheet for ABIN7436723  
**anti-AHNAK antibody (AA 1-300)**

## 5 Images

[Go to Product page](#)

## Overview

|                      |  |
|----------------------|--|
| Quantity:            | 100 µL   |
| Target:              | AHNAK  |
| Binding Specificity: | AA 1-300   |
| Reactivity:          | Human  |
| Host:                | Rabbit   |
| Clonality:           | Polyclonal   |
| Conjugate:           | This AHNAK antibody is un-conjugated   |
| Application:         | Western Blotting (WB), Immunohistochemistry (IHC), Immunocytochemistry (ICC) |

## Product Details

|               |  |
|---------------|--|
| Purpose:      | Polyclonal Antibody to Desmoyokin (AHNAK)  |
| Immunogen:    | Recombinant Desmoyokin (AHNAK) corresponding to Met1~Asp300  |
| Isotype:      | IgG  |
| Specificity:  | The antibody is a rabbit polyclonal antibody raised against AHNAK. It has been selected for its ability to recognize AHNAK in immunohistochemical staining and western blotting. |
| Purification: | Antigen-specific affinity chromatography followed by Protein A affinity chromatography   |

## Target Details

|                   |   |
|-------------------|---|
| Target:           | AHNAK   |
| Alternative Name: | Desmoyokin ( <a href="#">AHNAK Products</a> ) |

## Target Details

Background: AHNAKRS, AHNAK Nucleoprotein, Neuroblast differentiation-associated protein AHNAK

## Application Details

Application Notes: Western blotting: 0.5-2 µg/mL  
Immunohistochemistry: 5-20 µg/mL  
Immunocytochemistry: 5-20 µg/mL  
Optimal working dilutions must be determined by end user.

Comment: The thermal stability is described by the loss rate. The loss rate was determined by accelerated thermal degradation test, that is, incubate the protein at 37°C for 48h, and no obvious degradation and precipitation were observed. The loss rate is less than 5% within the expiration date under appropriate storage condition.

Restrictions: For Research Use only

## Handling

Format: Liquid

Buffer: 0.01M PBS, pH 7.4, containing 0.05 % Proclin-300, 50 % glycerol.

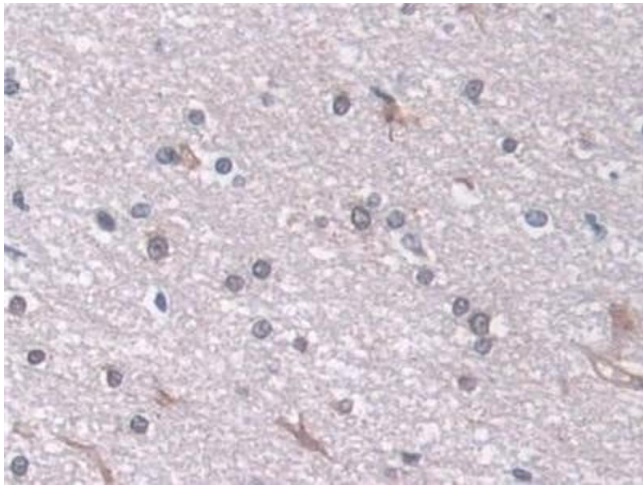
Preservative: ProClin

Precaution of Use: This product contains ProClin: a POISONOUS AND HAZARDOUS SUBSTANCE which should be handled by trained staff only.

Storage: 4 °C, -20 °C


Storage Comment: Store at 4°C for frequent use. Stored at -20°C in a manual defrost freezer for two year without detectable loss of activity. Avoid repeated freeze-thaw cycles.

Expiry Date: 24 months



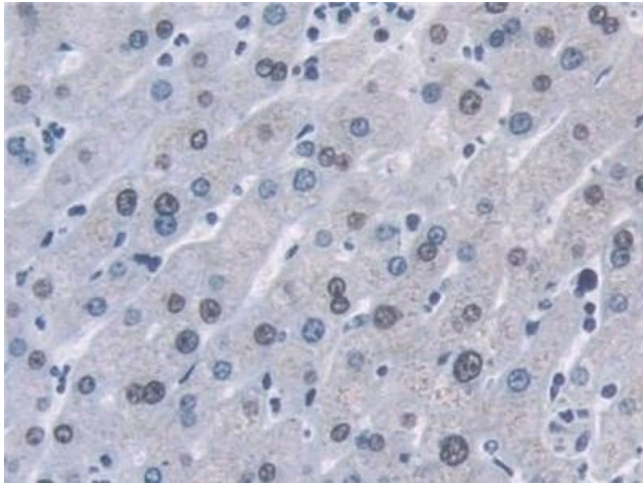
#### Immunohistochemistry

**Image 1.** Detection of AHNAK in Human Cerebrum Tissue using Polyclonal Antibody to Desmoyokin (AHNAK)



#### Western Blotting

**Image 2.** Detection of Recombinant AHNAK, Human using Polyclonal Antibody to Desmoyokin (AHNAK)



#### Immunohistochemistry

**Image 3.** Detection of AHNAK in Human Liver Tissue using Polyclonal Antibody to Desmoyokin (AHNAK)

Please check the [product details page](#) for more images. Overall 5 images are available for ABIN7436723.