

Datasheet for ABIN7436852
anti-CD45 antibody (AA 193-575)

6 Images

[Go to Product page](#)

Overview

Quantity:	100 µL
Target:	CD45 (PTPRC)
Binding Specificity:	AA 193-575
Reactivity:	Human
Host:	Rabbit
Clonality:	Polyclonal
Conjugate:	This CD45 antibody is un-conjugated
Application:	Immunohistochemistry (IHC), Western Blotting (WB), Immunoprecipitation (IP), Immunocytochemistry (ICC)

Product Details

Purpose:	Polyclonal Antibody to Protein Tyrosine Phosphatase Receptor Type C (CD45)
Immunogen:	Recombinant Protein Tyrosine Phosphatase Receptor Type C (CD45) corresponding to Asp193~Lys575 with N-terminal His Tag
Isotype:	IgG
Specificity:	The antibody is a rabbit polyclonal antibody raised against CD45. It has been selected for its ability to recognize CD45 in immunohistochemical staining and western blotting.
Purification:	Antigen-specific affinity chromatography followed by Protein A affinity chromatography

Target Details

Target:	CD45 (PTPRC)
---------	--------------

Target Details

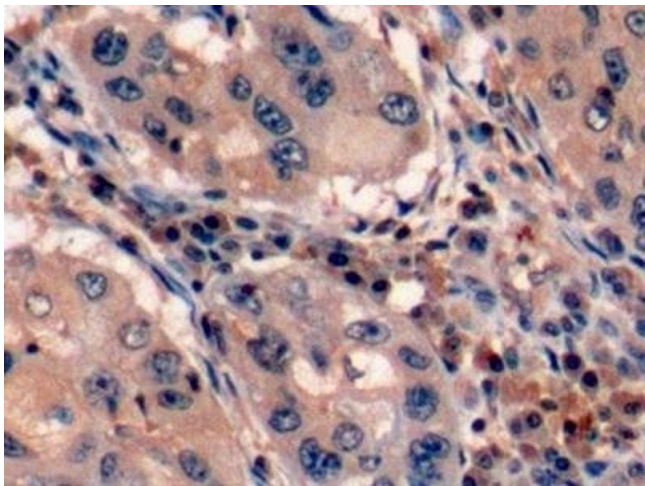
Alternative Name:	Protein Tyrosine Phosphatase Receptor Type C (PTPRC Products)
Background:	PTPRC, PTPR-C, LCA, B220, GP180, LY5, T200, Leukocyte common antigen
Pathways:	TCR Signaling , Regulation of Leukocyte Mediated Immunity , Positive Regulation of Immune Effector Process , Production of Molecular Mediator of Immune Response , CXCR4-mediated Signaling Events , BCR Signaling

Application Details

Application Notes:	Western blotting: 0.5-2 µg/mL Immunohistochemistry: 5-20 µg/mL Immunocytochemistry: 5-20 µg/mL Optimal working dilutions must be determined by end user.
Comment:	The thermal stability is described by the loss rate. The loss rate was determined by accelerated thermal degradation test, that is, incubate the protein at 37°C for 48h, and no obvious degradation and precipitation were observed. The loss rate is less than 5% within the expiration date under appropriate storage condition.
Restrictions:	For Research Use only


Handling

Format:	Liquid
Buffer:	0.01M PBS, pH 7.4, containing 0.05 % Proclin-300, 50 % glycerol.
Preservative:	ProClin
Precaution of Use:	This product contains ProClin: a POISONOUS AND HAZARDOUS SUBSTANCE which should be handled by trained staff only.
Storage:	4 °C,-20 °C
Storage Comment:	Store at 4°C for frequent use. Stored at -20°C in a manual defrost freezer for two year without detectable loss of activity. Avoid repeated freeze-thaw cycles.
Expiry Date:	24 months



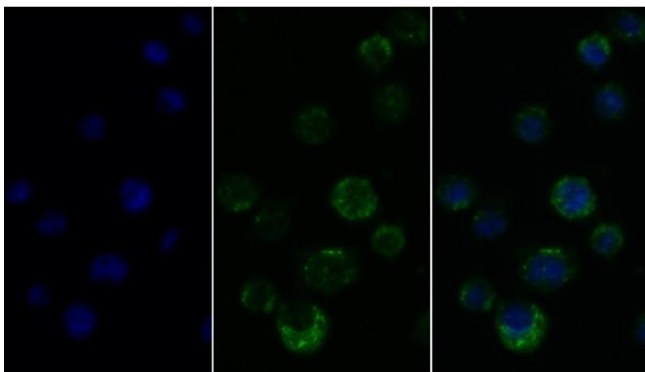
Immunohistochemistry

Image 1. Detection of CD45 in Human Lymphoma Tissue using Polyclonal Antibody to Protein Tyrosine Phosphatase Receptor Type C (CD45)



Western Blotting

Image 2. Detection of Recombinant CD45, Human using Polyclonal Antibody to Protein Tyrosine Phosphatase Receptor Type C (CD45)



Immunofluorescence

Image 3. Detection of CD45 in Human THP1 cell using Polyclonal Antibody to Protein Tyrosine Phosphatase Receptor Type C (CD45)

Please check the [product details page](#) for more images. Overall 6 images are available for ABIN7436852.