



[Go to Product page](#)

Datasheet for ABIN7436882  
**anti-GSTA4 antibody (AA 1-222)**

3 Images

### Overview

Quantity:	100 µL
Target:	GSTA4
Binding Specificity:	AA 1-222
Reactivity:	Mouse
Host:	Rabbit
Clonality:	Polyclonal
Conjugate:	This GSTA4 antibody is un-conjugated
Application:	Western Blotting (WB), Immunohistochemistry (IHC), Immunocytochemistry (ICC), Immunoprecipitation (IP)

### Product Details

Purpose:	Polyclonal Antibody to Glutathione S Transferase A4 (GSTA4)
Immunogen:	Recombinant Glutathione S Transferase A4 (GSTA4) corresponding to Met1~Phe222 (Accession # P24472)
Isotype:	IgG
Specificity:	The antibody is a rabbit polyclonal antibody raised against GSTA4. It has been selected for its ability to recognize GSTA4 in immunohistochemical staining and western blotting.
Cross-Reactivity:	Rat
Purification:	Antigen-specific affinity chromatography followed by Protein A affinity chromatography

## Target Details

---

Target:	GSTA4
Alternative Name:	Glutathione S Transferase A4 ( <a href="#">GSTA4 Products</a> )
Background:	GST-A4, GSTA4-4, GTA4

## Application Details

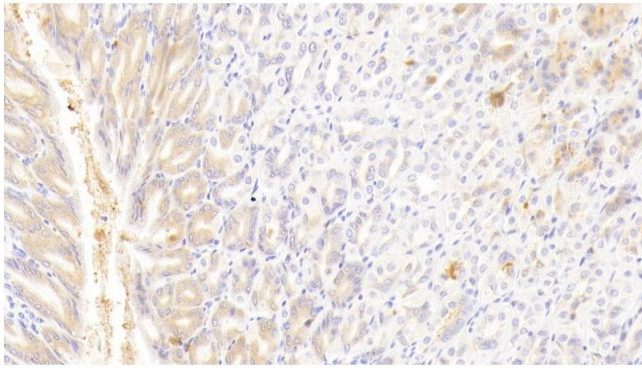
---

Application Notes:	Western blotting: 0.5-2 µg/mL Immunohistochemistry: 5-20 µg/mL Immunocytochemistry: 5-20 µg/mL Optimal working dilutions must be determined by end user.
Comment:	The thermal stability is described by the loss rate. The loss rate was determined by accelerated thermal degradation test, that is, incubate the protein at 37°C for 48h, and no obvious degradation and precipitation were observed. The loss rate is less than 5% within the expiration date under appropriate storage condition.
Restrictions:	For Research Use only

## Handling


---

Format:	Liquid
Buffer:	0.01M PBS, pH 7.4, containing 0.05 % Proclin-300, 50 % glycerol.
Preservative:	ProClin
Precaution of Use:	This product contains ProClin: a POISONOUS AND HAZARDOUS SUBSTANCE which should be handled by trained staff only.
Storage:	4 °C,-20 °C
Storage Comment:	Store at 4°C for frequent use. Stored at -20°C in a manual defrost freezer for two year without detectable loss of activity. Avoid repeated freeze-thaw cycles.
Expiry Date:	24 months




### Immunohistochemistry

**Image 1.** Detection of GSTA4 in Mouse Stomach Tissue using Polyclonal Antibody to Glutathione S Transferase A4 (GSTA4)



### Western Blotting

**Image 2.** Detection of GSTA4 in Mouse Lung Tissue using Polyclonal Antibody to Glutathione S Transferase A4 (GSTA4)



### Western Blotting

**Image 3.** Detection of Recombinant GSTA4, Mouse using Polyclonal Antibody to Glutathione S Transferase A4 (GSTA4)