

Datasheet for ABIN7437038

anti-Transferrin Receptor antibody (AA 578-765)**6** Images[Go to Product page](#)

Overview

Quantity:	100 µL
Target:	Transferrin Receptor (TFRC)
Binding Specificity:	AA 578-765
Reactivity:	Pig
Host:	Rabbit
Clonality:	Polyclonal
Conjugate:	This Transferrin Receptor antibody is un-conjugated
Application:	Western Blotting (WB), Immunohistochemistry (IHC), Immunoprecipitation (IP), Immunocytochemistry (ICC)

Product Details

Purpose:	Polyclonal Antibody to Transferrin Receptor (TFR)
Immunogen:	Recombinant Transferrin Receptor (TFR) corresponding to Met578~Asp765 with N-terminal His Tag
Isotype:	IgG
Specificity:	The antibody is a rabbit polyclonal antibody raised against TFR. It has been selected for its ability to recognize TFR in immunohistochemical staining and western blotting.
Cross-Reactivity:	Human
Purification:	Antigen-specific affinity chromatography followed by Protein A affinity chromatography

Target Details


Target:	Transferrin Receptor (TFRC)
Alternative Name:	Transferrin Receptor (TFRC Products)
Background:	CD71, TFR1, P90, TFRC, T9, Trfr, sTfR, Transferrin receptor protein 1, serum form
Pathways:	Transition Metal Ion Homeostasis

Application Details

Application Notes:	Western blotting: 0.5-2 µg/mL Immunohistochemistry: 5-20 µg/mL Immunocytochemistry: 5-20 µg/mL Optimal working dilutions must be determined by end user.
Comment:	The thermal stability is described by the loss rate. The loss rate was determined by accelerated thermal degradation test, that is, incubate the protein at 37°C for 48h, and no obvious degradation and precipitation were observed. The loss rate is less than 5% within the expiration date under appropriate storage condition.
Restrictions:	For Research Use only


Handling

Format:	Liquid
Buffer:	PBS, pH 7.4, containing 0.02 % Sodium azide, 50 % glycerol.
Preservative:	Sodium azide
Precaution of Use:	This product contains Sodium azide: a POISONOUS AND HAZARDOUS SUBSTANCE which should be handled by trained staff only.
Storage:	4 °C, -20 °C
Storage Comment:	Store at 4°C for frequent use. Stored at -20°C in a manual defrost freezer for two year without detectable loss of activity. Avoid repeated freeze-thaw cycles.
Expiry Date:	24 months



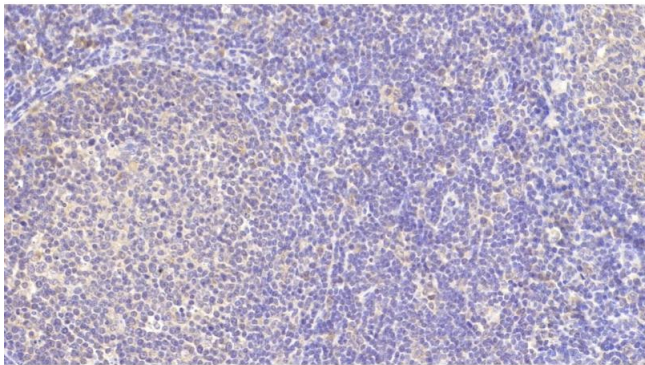
Western Blotting

Image 1. Detection of TFR in Human Hela cell lysate using Polyclonal Antibody to Transferrin Receptor (TFR)



Western Blotting

Image 2. Detection of Recombinant TFR, Pig using Polyclonal Antibody to Transferrin Receptor (TFR)



Immunohistochemistry

Image 3. Detection of TFR in Porcine Lymph node Tissue using Polyclonal Antibody to Transferrin Receptor (TFR)

Please check the [product details page](#) for more images. Overall 6 images are available for ABIN7437038.