

Datasheet for ABIN7437074  
**anti-Caspase 8 antibody (AA 385-479)**



[Go to Product page](#)

9 Images

### Overview

Quantity:	100 µL
Target:	Caspase 8 (CASP8)
Binding Specificity:	AA 385-479
Reactivity:	Human
Host:	Rabbit
Clonality:	Polyclonal
Conjugate:	This Caspase 8 antibody is un-conjugated
Application:	Western Blotting (WB), Immunohistochemistry (IHC), Immunoprecipitation (IP), Immunocytochemistry (ICC)

### Product Details

Purpose:	Polyclonal Antibody to Caspase 8 (CASP8)
Immunogen:	Recombinant Caspase 8 (CASP8) corresponding to Leu385~Asp479
Isotype:	IgG
Specificity:	The antibody is a rabbit polyclonal antibody raised against CASP8. It has been selected for its ability to recognize CASP8 in immunohistochemical staining and western blotting.
Cross-Reactivity:	Mouse, Pig, Rat
Purification:	Antigen-specific affinity chromatography followed by Protein A affinity chromatography

## Target Details

---

Target:	Caspase 8 (CASP8)
Alternative Name:	Caspase 8 ( <a href="#">CASP8 Products</a> )
Background:	CAP4, FLICE, MACH, MCH5, Cysteiny Aspartate Specific Proteinases 8, Apoptotic cysteine protease, FADD-homologous ICE/ced-3-like protease, MORT1-associated ced-3 homolog
Pathways:	<a href="#">Apoptosis</a> , <a href="#">Caspase Cascade in Apoptosis</a> , <a href="#">TLR Signaling</a> , <a href="#">Activation of Innate immune Response</a> , <a href="#">Tube Formation</a> , <a href="#">Positive Regulation of Endopeptidase Activity</a> , <a href="#">Toll-Like Receptors Cascades</a>

## Application Details

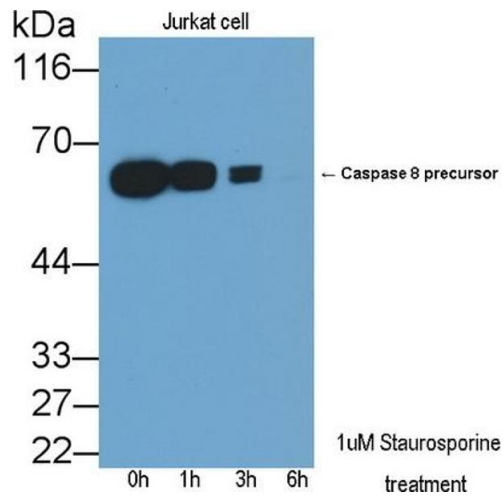
---

Application Notes:	Western blotting: 0.2-2 µg/mL Immunohistochemistry: 2-20 µg/mL Immunocytochemistry: 2-20 µg/mL Optimal working dilutions must be determined by end user.
Comment:	The thermal stability is described by the loss rate. The loss rate was determined by accelerated thermal degradation test, that is, incubate the protein at 37°C for 48h, and no obvious degradation and precipitation were observed. The loss rate is less than 5% within the expiration date under appropriate storage condition.
Restrictions:	For Research Use only

## Handling

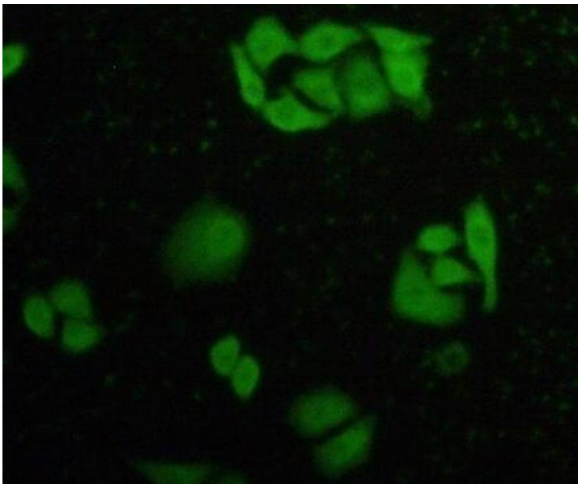
---

Format:	Liquid
Buffer:	0.01M PBS, pH 7.4, containing 0.05 % Proclin-300, 50 % glycerol.
Preservative:	ProClin
Precaution of Use:	This product contains ProClin: a POISONOUS AND HAZARDOUS SUBSTANCE which should be handled by trained staff only.
Storage:	4 °C, -20 °C
Storage Comment:	Store at 4°C for frequent use. Stored at -20°C in a manual defrost freezer for two year without detectable loss of activity. Avoid repeated freeze-thaw cycles.
Expiry Date:	24 months




### Western Blotting

**Image 1.** Detection of CASP8 in lysates of Jurkat cell line using Polyclonal Antibody to Caspase 8 (CASP8)



### Immunofluorescence

**Image 2.** Detection of CASP8 in HeLa cells using Polyclonal Antibody to Caspase 8 (CASP8)



### Western Blotting

**Image 3.** Detection of Recombinant CASP8, Human using Polyclonal Antibody to Caspase 8 (CASP8)

Please check the [product details page](#) for more images. Overall 9 images are available for ABIN7437074.