Datasheet for ABIN7437104

anti-Apolipoprotein M antibody (AA 20-190)

5 Images

Go to Product page

Overview

Quantity:	100 µL
Target:	Apolipoprotein M (APOM)
Binding Specificity:	AA 20-190
Reactivity:	Mouse
Host:	Rabbit
Clonality:	Polyclonal
Conjugate:	This Apolipoprotein M antibody is un-conjugated
Application:	Western Blotting (WB), Immunohistochemistry (IHC), Immunoprecipitation (IP), Immunocytochemistry (ICC)

Product Details

Purpose:	Polyclonal Antibody to Apolipoprotein M (APOM)
Immunogen:	Recombinant Apolipoprotein M (APOM) corresdonding to Met20~Lys190 with N-terminal His Tag
Isotype:	IgG
Specificity:	The antibody is a rabbit polyclonal antibody raised against APOM. It has been selected for its ability to recognize APOM in immunohistochemical staining and western blotting.
Cross-Reactivity:	Rat
Purification:	Antigen-specific affinity chromatography followed by Protein A affinity chromatography

Copyright antibodies-online. All rights reserved.

Target Details

Target:	Apolipoprotein M (APOM)
Alternative Name:	Apolipoprotein M (APOM Products)
Background:	Apo-M, G3a, NG20, Protein G3a

Application Details

Application Notes:	Western blotting: 0.5-2 µg/mL 1:500-2000 Immunohistochemistry: 5-20 µg/mL 1:50-200 Immunocytochemistry: 5-20 µg/mL 1:50-200 Optimal working dilutions must be determined by end user.
Comment:	The thermal stability is described by the loss rate. The loss rate was determined by accelerated thermal degradation test, that is, incubate the protein at 37°C for 48h, and no obvious degradation and precipitation were observed. The loss rate is less than 5% within the expiration date under appropriate storage condition.
Restrictions:	For Research Use only

Handling

Format:	Liquid
Buffer:	PBS, pH 7.4, containing 0.02 % Sodium azide, 50 % glycerol.
Preservative:	Sodium azide
Precaution of Use:	This product contains Sodium azide: a POISONOUS AND HAZARDOUS SUBSTANCE which should be handled by trained staff only.
Storage:	4 °C,-20 °C
Storage Comment:	Store at 4°C for frequent use. Stored at -20°C in a manual defrost freezer for two year without detectable loss of activity. Avoid repeated freeze-thaw cycles.
Expiry Date:	24 months

Copyright antibodies-online. All rights reserved.

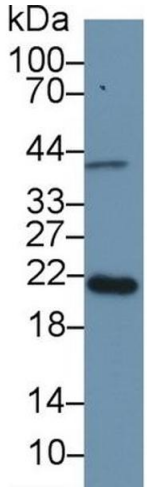

Western Blotting

Image 1. Detection of APOM in Mouse Placenta lysate using Polyclonal Antibody to Apolipoprotein M (APOM)



Western Blotting

Image 2. Detection of Recombinant APOM, Mouse using Polyclonal Antibody to Apolipoprotein M (APOM)

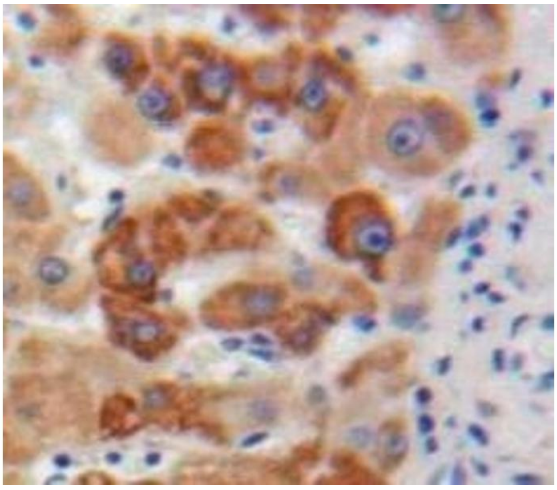

Immunohistochemistry

Image 3. #VALUE!

Please check the product details page for more images. Overall 5 images are available for ABIN7437104.