

Datasheet for ABIN7437284
anti-MME antibody (AA 32-164)[Go to Product page](#)

4 Images

Overview

Quantity:	100 µL
Target:	MME
Binding Specificity:	AA 32-164
Reactivity:	Rat
Host:	Rabbit
Clonality:	Polyclonal
Conjugate:	This MME antibody is un-conjugated
Application:	Western Blotting (WB), Immunohistochemistry (IHC), Immunoprecipitation (IP), Immunocytochemistry (ICC)

Product Details

Purpose:	Polyclonal Antibody to Neprilysin (CD10)
Immunogen:	Recombinant Neprilysin (CD10) corresponding to Ser32~Ile164 with N-terminal His Tag
Isotype:	IgG
Specificity:	The antibody is a rabbit polyclonal antibody raised against CD10. It has been selected for its ability to recognize CD10 in immunohistochemical staining and western blotting.
Cross-Reactivity:	Human, Mouse
Purification:	Antigen-specific affinity chromatography followed by Protein A affinity chromatography

Target Details

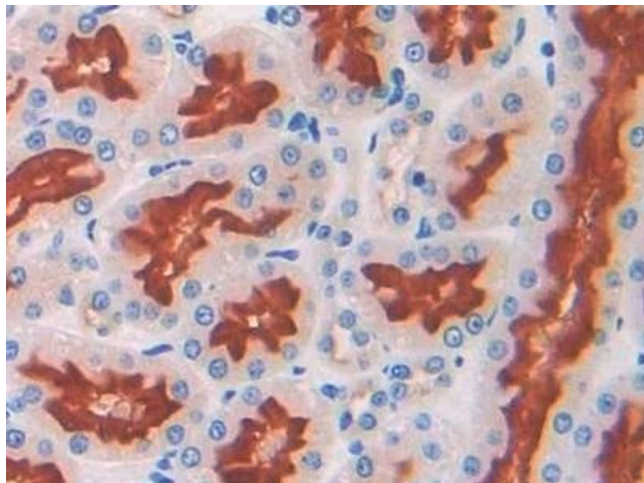
Target:	MME
Alternative Name:	Neprilysin (MME Products)
Target Type:	Chemical
Background:	NEP, MME, CALLA, SFE, Atriopeptidase, Enkephalinase, Skin fibroblast elastase, Common Acute Lymphoblastic Leukemia Antigen, Membrane Metallo-Endopeptidase
Pathways:	RTK Signaling , Peptide Hormone Metabolism , Regulation of Systemic Arterial Blood Pressure by Hormones , Smooth Muscle Cell Migration

Application Details

Application Notes:	Western blotting: 0.5-2 µg/mL Immunohistochemistry: 5-20 µg/mL Immunocytochemistry: 5-20 µg/mL Optimal working dilutions must be determined by end user.
Comment:	The thermal stability is described by the loss rate. The loss rate was determined by accelerated thermal degradation test, that is, incubate the protein at 37°C for 48h, and no obvious degradation and precipitation were observed. The loss rate is less than 5% within the expiration date under appropriate storage condition.
Restrictions:	For Research Use only


Handling

Format:	Liquid
Buffer:	0.01M PBS, pH 7.4, containing 0.05 % Proclin-300, 50 % glycerol.
Preservative:	ProClin
Precaution of Use:	This product contains ProClin: a POISONOUS AND HAZARDOUS SUBSTANCE which should be handled by trained staff only.
Storage:	4 °C,-20 °C
Storage Comment:	Store at 4°C for frequent use. Stored at -20°C in a manual defrost freezer for two year without detectable loss of activity. Avoid repeated freeze-thaw cycles.
Expiry Date:	24 months



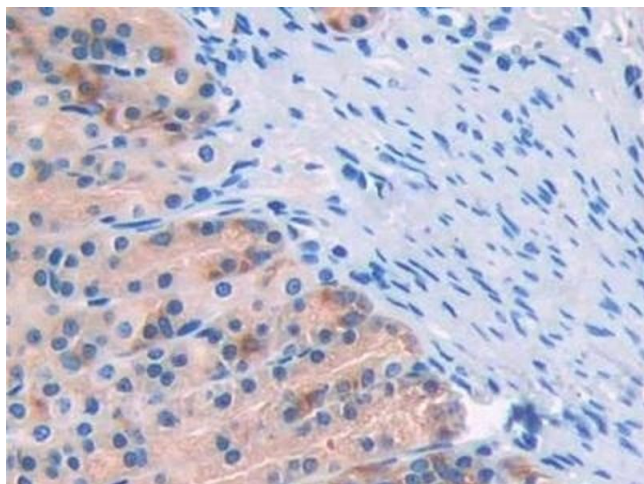
Immunohistochemistry

Image 1. Detection of CD10 in Rat Kidney Tissue using Polyclonal Antibody to Neprilysin (CD10)



Western Blotting

Image 2. Detection of Recombinant NEP, Rat using Polyclonal Antibody to Neprilysin (CD10)



Immunohistochemistry

Image 3. Detection of CD10 in Rat Stomach Tissue using Polyclonal Antibody to Neprilysin (CD10)

Please check the [product details page](#) for more images. Overall 4 images are available for ABIN7437284.