

Datasheet for ABIN7437716
anti-NOS1 antibody (AA 53-247)

7 Images

[Go to Product page](#)

Overview

Quantity:	100 µL
Target:	NOS1
Binding Specificity:	AA 53-247
Reactivity:	Mouse
Host:	Rabbit
Clonality:	Polyclonal
Conjugate:	This NOS1 antibody is un-conjugated
Application:	Western Blotting (WB), Immunohistochemistry (IHC), Immunoprecipitation (IP), Immunocytochemistry (ICC)

Product Details

Purpose:	Polyclonal Antibody to Nitric Oxide Synthase 1, Neuronal (NOS1)
Immunogen:	Recombinant Nitric Oxide Synthase 1, Neuronal (NOS1) corresponding to Glu53~Pro247 (Accession # Q9Z0J4)
Isotype:	IgG
Specificity:	The antibody is a rabbit polyclonal antibody raised against NOS1. It has been selected for its ability to recognize NOS1 in immunohistochemical staining and western blotting.
Cross-Reactivity:	Rat
Purification:	Antigen-specific affinity chromatography followed by Protein A affinity chromatography

Target Details

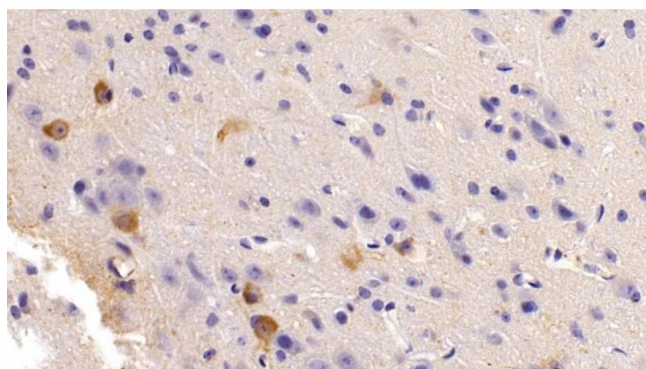
Target:	NOS1
Alternative Name:	Nitric Oxide Synthase 1, Neuronal (NOS1 Products)
Background:	NOS, nNOS, iNOS, NC-NOS, N-NOS, bNOS, Neuronal NOS, Constitutive NOS, NOS type I, Nitric Oxide Synthase, Peptidyl-cysteine S-nitrosylase NOS1
Pathways:	Negative Regulation of Hormone Secretion, Myometrial Relaxation and Contraction

Application Details

Application Notes:	Western blotting: 0.5-2 µg/mL Immunohistochemistry: 5-20 µg/mL Immunocytochemistry: 5-20 µg/mL Optimal working dilutions must be determined by end user.
Comment:	The thermal stability is described by the loss rate. The loss rate was determined by accelerated thermal degradation test, that is, incubate the protein at 37°C for 48h, and no obvious degradation and precipitation were observed. The loss rate is less than 5% within the expiration date under appropriate storage condition.
Restrictions:	For Research Use only


Handling

Format:	Liquid
Buffer:	0.01M PBS, pH 7.4, containing 0.05 % Proclin-300, 50 % glycerol.
Preservative:	ProClin
Precaution of Use:	This product contains ProClin: a POISONOUS AND HAZARDOUS SUBSTANCE which should be handled by trained staff only.
Storage:	4 °C, -20 °C
Storage Comment:	Store at 4°C for frequent use. Stored at -20°C in a manual defrost freezer for two year without detectable loss of activity. Avoid repeated freeze-thaw cycles.
Expiry Date:	24 months



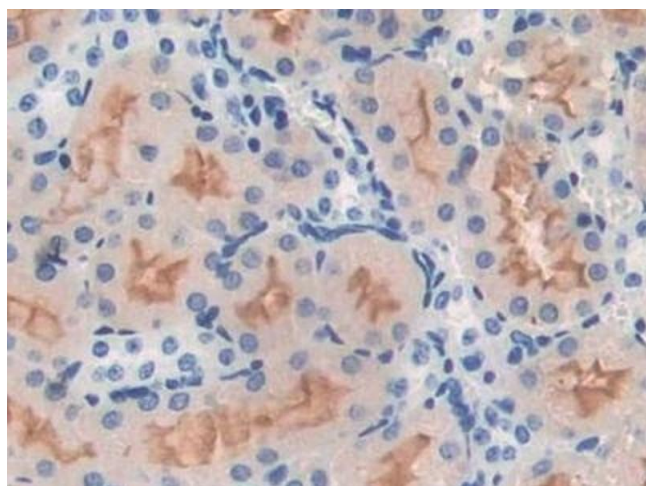
Immunohistochemistry

Image 1. Detection of NOS1 in Mouse Cerebrum Tissue using Polyclonal Antibody to Nitric Oxide Synthase 1, Neuronal (NOS1)



Western Blotting

Image 2. Detection of Recombinant NOS1, Mouse using Polyclonal Antibody to Nitric Oxide Synthase 1, Neuronal (NOS1)



Immunohistochemistry

Image 3. Detection of NOS1 in Mouse Kidney Tissue using Polyclonal Antibody to Nitric Oxide Synthase 1, Neuronal (NOS1)

Please check the [product details page](#) for more images. Overall 7 images are available for ABIN7437716.