

Datasheet for ABIN7437752

anti-Thrombomodulin antibody (AA 324-480)

3 Images

[Go to Product page](#)

Overview

Quantity:	100 µL
Target:	Thrombomodulin (THBD)
Binding Specificity:	AA 324-480
Reactivity:	Rat
Host:	Rabbit
Clonality:	Polyclonal
Conjugate:	This Thrombomodulin antibody is un-conjugated
Application:	Western Blotting (WB), Immunohistochemistry (IHC), Immunoprecipitation (IP), Immunocytochemistry (ICC)

Product Details

Purpose:	Polyclonal Antibody to Thrombomodulin (TM)
Immunogen:	Recombinant Thrombomodulin (TM) corresponding to Asp324~Asp480 (Accession # O35370)
Isotype:	IgG
Specificity:	The antibody is a rabbit polyclonal antibody raised against TM. It has been selected for its ability to recognize TM in immunohistochemical staining and western blotting.
Cross-Reactivity:	Mouse
Purification:	Antigen-specific affinity chromatography followed by Protein A affinity chromatography

Target Details

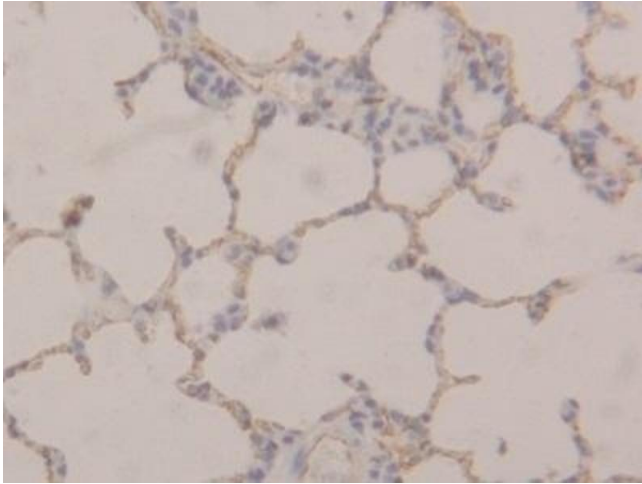
Target:	Thrombomodulin (THBD)
Alternative Name:	Thrombomodulin (THBD Products)
Background:	CD141, THBD, BDCA3, THRM, Fetomodulin

Application Details

Application Notes:	Western blotting: 0.5-2 µg/mL 1:140-550 Immunohistochemistry: 5-20 µg/mL 1:14-55 Immunocytochemistry: 5-20 µg/mL 1:14-55 Optimal working dilutions must be determined by end user.
Comment:	The thermal stability is described by the loss rate. The loss rate was determined by accelerated thermal degradation test, that is, incubate the protein at 37°C for 48h, and no obvious degradation and precipitation were observed. The loss rate is less than 5% within the expiration date under appropriate storage condition.
Restrictions:	For Research Use only


Handling

Format:	Liquid
Buffer:	0.01M PBS, pH 7.4, containing 0.05 % Proclin-300, 50 % glycerol.
Preservative:	ProClin
Precaution of Use:	This product contains ProClin: a POISONOUS AND HAZARDOUS SUBSTANCE which should be handled by trained staff only.
Storage:	4 °C,-20 °C
Storage Comment:	Store at 4°C for frequent use. Stored at -20°C in a manual defrost freezer for two year without detectable loss of activity. Avoid repeated freeze-thaw cycles.
Expiry Date:	24 months



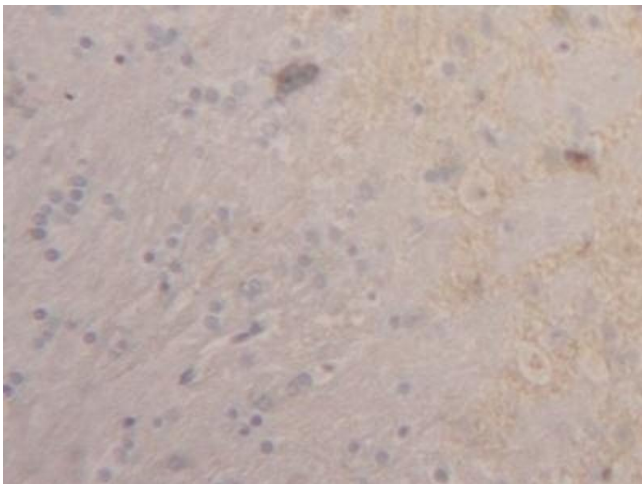
Immunohistochemistry

Image 1. Detection of TM in Rat Lung Tissue using Polyclonal Antibody to Thrombomodulin (TM)



Western Blotting

Image 2. Detection of Recombinant Thrombomodulin, Rat using Polyclonal Antibody to Thrombomodulin (TM)



Immunohistochemistry

Image 3. Detection of TM in Rat Cerebrum Tissue using Polyclonal Antibody to Thrombomodulin (TM)