Datasheet for ABIN7437821

anti-MMP12 antibody (AA 100-286)

7 Images

Go to Product page

Overview

Quantity:	100 µL
Target:	MMP12
Binding Specificity:	AA 100-286
Reactivity:	Rat
Host:	Rabbit
Clonality:	Polyclonal
Conjugate:	This MMP12 antibody is un-conjugated
Application:	Western Blotting (WB), Immunohistochemistry (IHC), Immunoprecipitation (IP), Immunocytochemistry (ICC)

Product Details

Purpose:	Polyclonal Antibody to Matrix Metalloproteinase 12 (MMP12)
Immunogen:	Recombinant Matrix Metalloproteinase 12 (MMP12) corresdonding to Cys100~Pro286 (Accession # Q63341)
Isotype:	IgG
Specificity:	The antibody is a rabbit polyclonal antibody raised against MMP12. It has been selected for its ability to recognize MMP12 in immunohistochemical staining and western blotting.
Cross-Reactivity:	Human, Mouse
Purification:	Antigen-specific affinity chromatography followed by Protein A affinity chromatography

Target Details

Target:	MMP12
Alternative Name:	Matrix Metalloproteinase 12 (MMP12 Products)
Background:	MME, HME, ME, Macrophage Metalloelastase, Macrophage Elastase

Application Details

Application Notes:	Western blotting: 0.5-2 µg/mL Immunohistochemistry: 5-20 µg/mL Immunocytochemistry: 5-20 µg/mL Optimal working dilutions must be determined by end user.
Comment:	The thermal stability is described by the loss rate. The loss rate was determined by accelerated thermal degradation test, that is, incubate the protein at 37°C for 48h, and no obvious degradation and precipitation were observed. The loss rate is less than 5% within the expiration date under appropriate storage condition.
Restrictions:	For Research Use only

Handling

Format:	Liquid
Buffer:	PBS, pH 7.4, containing 0.02 % Sodium azide, 50 % glycerol.
Preservative:	Sodium azide
Precaution of Use:	This product contains Sodium azide: a POISONOUS AND HAZARDOUS SUBSTANCE which should be handled by trained staff only.
Storage:	4 °C,-20 °C
Storage Comment:	Store at 4°C for frequent use. Stored at -20°C in a manual defrost freezer for two year without detectable loss of activity. Avoid repeated freeze-thaw cycles.
Expiry Date:	24 months

Copyright antibodies-online. All rights reserved.

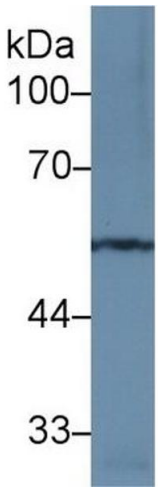

Western Blotting

Image 1. Detection of MMP12 in Rat Spinal cord lysate using Polyclonal Antibody to Matrix Metalloproteinase 12 (MMP12)



Western Blotting

Image 2. Detection of Recombinant MMP12, Rat using Polyclonal Antibody to Matrix Metalloproteinase 12 (MMP12)

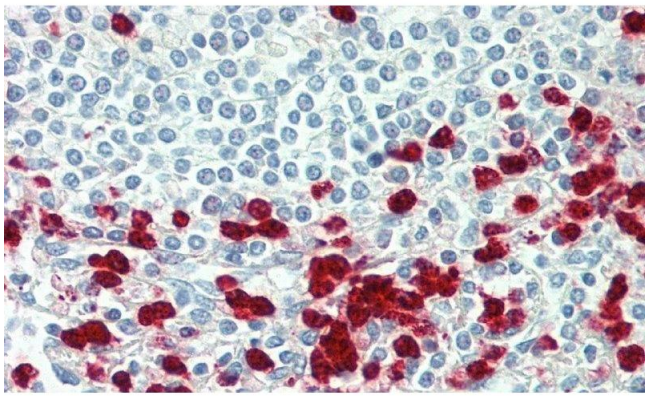

Immunohistochemistry

Image 3. Detection of MMP12 in Human Spleen Tissue using Polyclonal Antibody to Matrix Metalloproteinase 12 (MMP12)

Please check the product details page for more images. Overall 7 images are available for ABIN7437821.

Copyright antibodies-online. All rights reserved.