

Datasheet for ABIN7438040  
**anti-PIGR antibody (AA 463-563)**

## 5 Images

[Go to Product page](#)

## Overview

|                      |                                                                                                        |
|----------------------|--------------------------------------------------------------------------------------------------------|
| Quantity:            | 100 µL                                                                                                 |
| Target:              | PIGR                                                                                                   |
| Binding Specificity: | AA 463-563                                                                                             |
| Reactivity:          | Mouse                                                                                                  |
| Host:                | Rabbit                                                                                                 |
| Clonality:           | Polyclonal                                                                                             |
| Conjugate:           | This PIGR antibody is un-conjugated                                                                    |
| Application:         | Western Blotting (WB), Immunohistochemistry (IHC), Immunoprecipitation (IP), Immunocytochemistry (ICC) |

## Product Details

|                   |                                                                                                                                                                                |
|-------------------|--------------------------------------------------------------------------------------------------------------------------------------------------------------------------------|
| Purpose:          | Polyclonal Antibody to Polymeric Immunoglobulin Receptor (PIGR)                                                                                                                |
| Immunogen:        | Recombinant Polymeric Immunoglobulin Receptor (PIGR) corresponding to Pro463~Ala563 with N-terminal His Tag                                                                    |
| Isotype:          | IgG                                                                                                                                                                            |
| Specificity:      | The antibody is a rabbit polyclonal antibody raised against PIGR. It has been selected for its ability to recognize PIGR in immunohistochemical staining and western blotting. |
| Cross-Reactivity: | Rat                                                                                                                                                                            |
| Purification:     | Antigen-specific affinity chromatography followed by Protein A affinity chromatography                                                                                         |

## Target Details


|                   |                                                                          |
|-------------------|--------------------------------------------------------------------------|
| Target:           | PIGR                                                                     |
| Alternative Name: | Polymeric Immunoglobulin Receptor ( <a href="#">PIGR Products</a> )      |
| Background:       | SC, Secretory Component, Hepatocellular carcinoma-associated protein TB6 |

## Application Details

|                    |                                                                                                                                                                                                                                                                                                                                     |
|--------------------|-------------------------------------------------------------------------------------------------------------------------------------------------------------------------------------------------------------------------------------------------------------------------------------------------------------------------------------|
| Application Notes: | Western blotting: 0.5-3 µg/mL<br>Immunohistochemistry: 5-30 µg/mL<br>Immunocytochemistry: 5-30 µg/mL<br>Optimal working dilutions must be determined by end user.                                                                                                                                                                   |
| Comment:           | The thermal stability is described by the loss rate. The loss rate was determined by accelerated thermal degradation test, that is, incubate the protein at 37°C for 48h, and no obvious degradation and precipitation were observed. The loss rate is less than 5% within the expiration date under appropriate storage condition. |
| Restrictions:      | For Research Use only                                                                                                                                                                                                                                                                                                               |

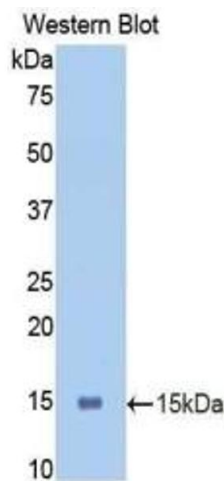
## Handling

|                    |                                                                                                                                                                 |
|--------------------|-----------------------------------------------------------------------------------------------------------------------------------------------------------------|
| Format:            | Liquid                                                                                                                                                          |
| Buffer:            | 0.01M PBS, pH 7.4, containing 0.05 % Proclin-300, 50 % glycerol.                                                                                                |
| Preservative:      | ProClin                                                                                                                                                         |
| Precaution of Use: | This product contains ProClin: a POISONOUS AND HAZARDOUS SUBSTANCE which should be handled by trained staff only.                                               |
| Storage:           | 4 °C,-20 °C                                                                                                                                                     |
| Storage Comment:   | Store at 4°C for frequent use. Stored at -20°C in a manual defrost freezer for two year without detectable loss of activity. Avoid repeated freeze-thaw cycles. |
| Expiry Date:       | 24 months                                                                                                                                                       |



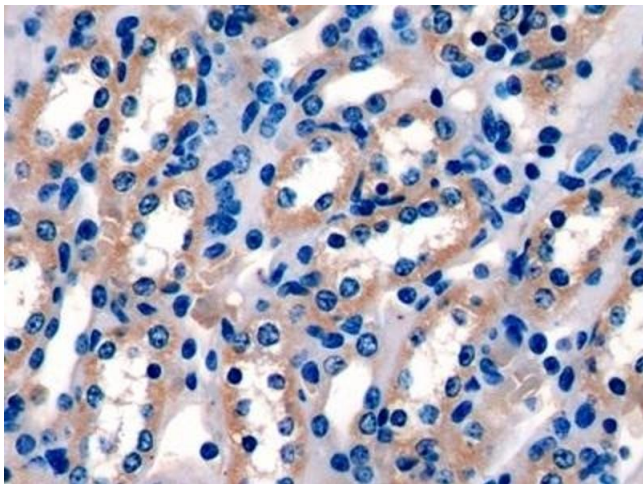
#### Western Blotting

**Image 1.** Detection of PIGR in Rat Liver lysate using Polyclonal Antibody to Polymeric Immunoglobulin Receptor (PIGR)



#### Western Blotting

**Image 2.** Detection of Recombinant PIGR, Mouse using Polyclonal Antibody to Polymeric Immunoglobulin Receptor (PIGR)



#### Immunohistochemistry

**Image 3.** #VALUE!

Please check the [product details page](#) for more images. Overall 5 images are available for ABIN7438040.