

Datasheet for ABIN7438064
anti-SIGLEC7 antibody (AA 38-121)

3 Images

[Go to Product page](#)

Overview

Quantity:	100 µL
Target:	SIGLEC7
Binding Specificity:	AA 38-121
Reactivity:	Human
Host:	Rabbit
Clonality:	Polyclonal
Conjugate:	This SIGLEC7 antibody is un-conjugated
Application:	Western Blotting (WB), Immunohistochemistry (IHC), Immunoprecipitation (IP), Immunocytochemistry (ICC)

Product Details

Purpose:	Polyclonal Antibody to Sialic Acid Binding Ig Like Lectin 7 (SIGLEC7)
Immunogen:	Recombinant Sialic Acid Binding Ig Like Lectin 7 (SIGLEC7) corresponding to Glu38~Tyr121 with Two N-terminal Tags, His-tag and SUMO-tag
Isotype:	IgG
Specificity:	The antibody is a rabbit polyclonal antibody raised against SIGLEC7. It has been selected for its ability to recognize SIGLEC7 in immunohistochemical staining and western blotting.
Purification:	Antigen-specific affinity chromatography followed by Protein A affinity chromatography

Target Details

Target:	SIGLEC7
---------	---------

Target Details

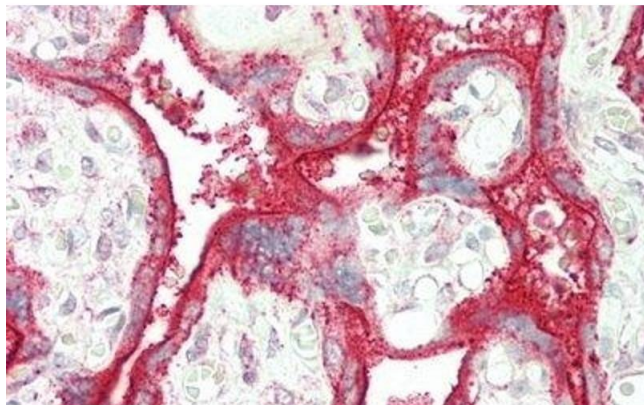
Alternative Name:	Sialic Acid Binding Ig Like Lectin 7 (SIGLEC7 Products)
Background:	CDw328, CD328, p75, AIRM1, D-Siglec, QA79, SIGLEC-7, P75/AIRM1, Adhesion inhibitory receptor molecule 1, QA79 membrane protein

Application Details

Application Notes:	Western blotting: 0.5-2 µg/mL Immunocytochemistry in formalin fixed cells: 5-20 µg/mL Immunohistochemistry in formalin fixed frozen section: 5-20 µg/mL Immunohistochemistry in paraffin section: 5-20 µg/mL Enzyme-linked Immunosorbent Assay: 0.05-2 µg/mL Optimal working dilutions must be determined by end user.
Comment:	The thermal stability is described by the loss rate. The loss rate was determined by accelerated thermal degradation test, that is, incubate the protein at 37°C for 48h, and no obvious degradation and precipitation were observed. The loss rate is less than 5% within the expiration date under appropriate storage condition.
Restrictions:	For Research Use only

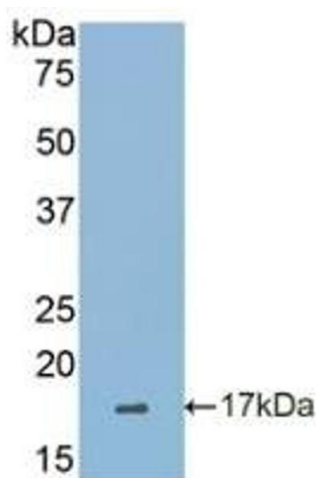
Handling

Format:	Liquid
Buffer:	0.01M PBS, pH 7.4, containing 0.05 % Proclin-300, 50 % glycerol.
Preservative:	ProClin
Precaution of Use:	This product contains ProClin: a POISONOUS AND HAZARDOUS SUBSTANCE which should be handled by trained staff only.
Storage:	4 °C,-20 °C
Storage Comment:	Store at 4°C for frequent use. Stored at -20°C in a manual defrost freezer for two year without detectable loss of activity. Avoid repeated freeze-thaw cycles.
Expiry Date:	24 months



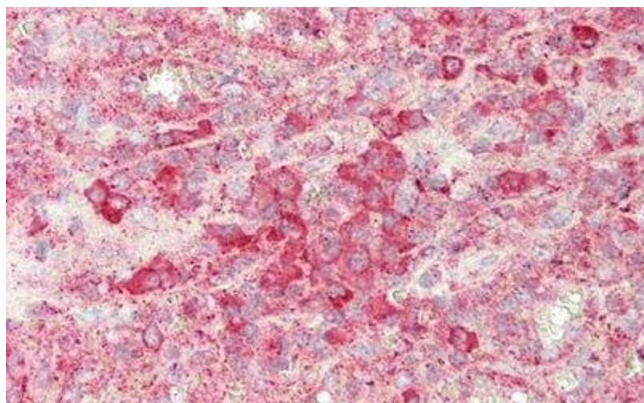
Immunohistochemistry

Image 1. Detection of SIGLEC7 in Human Placenta Tissue using Polyclonal Antibody to Sialic Acid Binding Ig Like Lectin 7 (SIGLEC7)



Western Blotting

Image 2. Detection of Recombinant SIGLEC7, Human using Polyclonal Antibody to Sialic Acid Binding Ig Like Lectin 7 (SIGLEC7)



Immunohistochemistry

Image 3. Detection of SIGLEC7 in Human Spleen Tissue using Polyclonal Antibody to Sialic Acid Binding Ig Like Lectin 7 (SIGLEC7)