



[Go to Product page](#)

Datasheet for ABIN7438085

anti-SERPINA10 antibody (AA 278-425)

7 Images

Overview

Quantity:	100 µL
Target:	SERPINA10
Binding Specificity:	AA 278-425
Reactivity:	Rat
Host:	Rabbit
Clonality:	Polyclonal
Conjugate:	This SERPINA10 antibody is un-conjugated
Application:	Western Blotting (WB), Immunohistochemistry (IHC), Immunoprecipitation (IP), Immunocytochemistry (ICC)

Product Details

Purpose:	Polyclonal Antibody to Serpin A10 (SERPINA10)
Immunogen:	Recombinant Serpin A10 (SERPINA10) corresponding to His278~Leu425 (Accession # Q62975)
Isotype:	IgG
Specificity:	The antibody is a rabbit polyclonal antibody raised against SERPINA10. It has been selected for its ability to recognize SERPINA10 in immunohistochemical staining and western blotting.
Cross-Reactivity:	Human, Mouse
Purification:	Antigen-specific affinity chromatography followed by Protein A affinity chromatography

Target Details

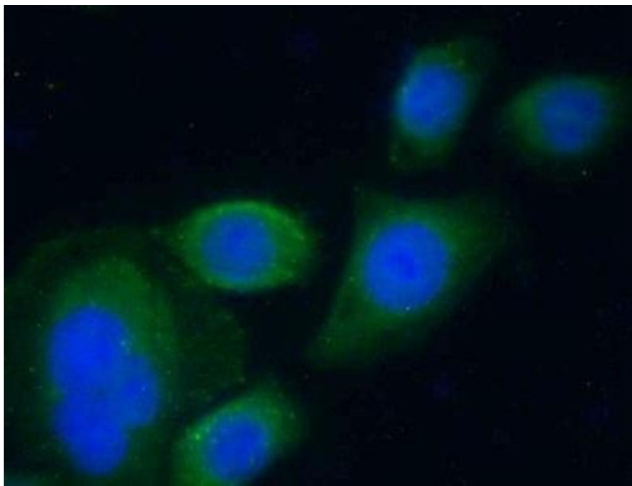
Target:	SERPINA10
Alternative Name:	Serpin A10 (SERPINA10 Products)
Background:	PZI, ZPI, Serine(Cysteine)Proteinase Inhibitor,Clade A(Alpha-1 Antiproteinase,Antitrypsin)Member 10, Protein Z-Related Protease Inhibitor, Protein Z Dependent Protease Inhibitor

Application Details

Application Notes:	Western blotting: 0.5-2 µg/mL Immunocytochemistry in formalin fixed cells: 5-20 µg/mL Immunohistochemistry in formalin fixed frozen section: 5-20 µg/mL Immunohistochemistry in paraffin section: 5-20 µg/mL Enzyme-linked Immunosorbent Assay: 0.05-2 µg/mL Optimal working dilutions must be determined by end user.
Comment:	The thermal stability is described by the loss rate. The loss rate was determined by accelerated thermal degradation test, that is, incubate the protein at 37°C for 48h, and no obvious degradation and precipitation were observed. The loss rate is less than 5% within the expiration date under appropriate storage condition.
Restrictions:	For Research Use only

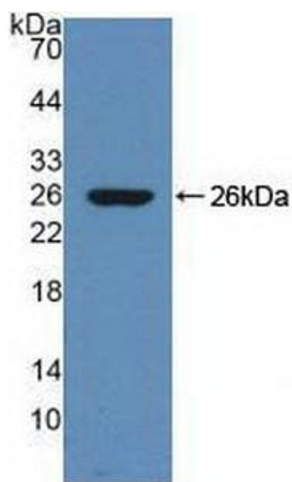
Handling

Format:	Liquid
Buffer:	0.01M PBS, pH 7.4, containing 0.05 % Proclin-300, 50 % glycerol.
Preservative:	ProClin
Precaution of Use:	This product contains ProClin: a POISONOUS AND HAZARDOUS SUBSTANCE which should be handled by trained staff only.
Storage:	4 °C,-20 °C
Storage Comment:	Store at 4°C for frequent use. Stored at -20°C in a manual defrost freezer for two year without detectable loss of activity. Avoid repeated freeze-thaw cycles.
Expiry Date:	24 months



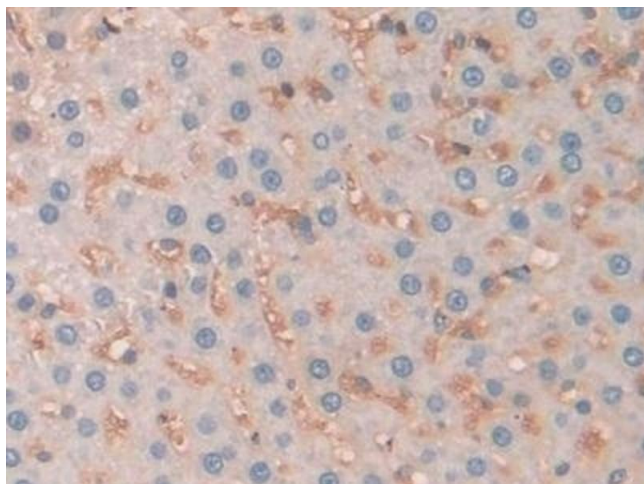
Immunohistochemistry

Image 1. Detection of SERPINA10 in Human HepG2 Cells using Polyclonal Antibody to Serpin A10 (SERPINA10)



Western Blotting

Image 2. Detection of Recombinant ZPI, Rat using Polyclonal Antibody to Serpin A10 (SERPINA10)



Immunohistochemistry

Image 3. Detection of SERPINA10 in Rat Liver Tissue using Polyclonal Antibody to Serpin A10 (SERPINA10)

Please check the [product details page](#) for more images. Overall 7 images are available for ABIN7438085.