

Datasheet for ABIN7438166

**anti-desert Hedgehog antibody (AA 241-383)**[Go to Product page](#)

## 4 Images

## Overview

Quantity:	100 µL
Target:	desert Hedgehog (DHH)
Binding Specificity:	AA 241-383
Reactivity:	Human
Host:	Rabbit
Clonality:	Polyclonal
Conjugate:	This desert Hedgehog antibody is un-conjugated
Application:	Western Blotting (WB), Immunohistochemistry (IHC), Immunoprecipitation (IP), Immunocytochemistry (ICC)

## Product Details

Purpose:	Polyclonal Antibody to Hedgehog Homolog, Desert (DHH)
Immunogen:	Recombinant Hedgehog Homolog, Desert (DHH) corresponding to Leu241~Tyr383 (Accession # O43323)
Isotype:	IgG
Specificity:	The antibody is a rabbit polyclonal antibody raised against DHH. It has been selected for its ability to recognize DHH in immunohistochemical staining and western blotting.
Cross-Reactivity:	Mouse, Rat
Purification:	Antigen-specific affinity chromatography followed by Protein A affinity chromatography

## Target Details

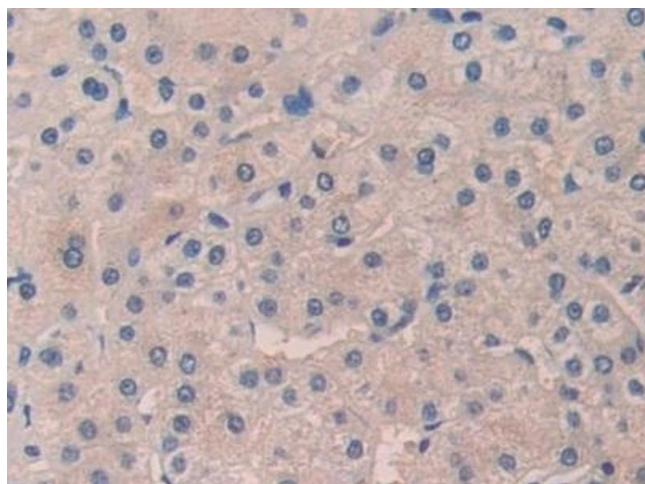
Target:	desert Hedgehog (DHH)
Alternative Name:	Hedgehog Homolog, Desert ( <a href="#">DHH Products</a> )
Target Type:	Species
Background:	HHG3
Pathways:	<a href="#">Hedgehog Signaling</a>

## Application Details

Application Notes:	Western blotting: 0.5-2 µg/mL Immunocytochemistry in formalin fixed cells: 5-20 µg/mL Immunohistochemistry in formalin fixed frozen section: 5-20 µg/mL Immunohistochemistry in paraffin section: 5-20 µg/mL Enzyme-linked Immunosorbent Assay: 0.05-2 µg/mL Optimal working dilutions must be determined by end user.
Comment:	The thermal stability is described by the loss rate. The loss rate was determined by accelerated thermal degradation test, that is, incubate the protein at 37°C for 48h, and no obvious degradation and precipitation were observed. The loss rate is less than 5% within the expiration date under appropriate storage condition.
Restrictions:	For Research Use only


## Handling

Format:	Liquid
Buffer:	0.01M PBS, pH 7.4, containing 0.05 % Proclin-300, 50 % glycerol.
Preservative:	ProClin
Precaution of Use:	This product contains ProClin: a POISONOUS AND HAZARDOUS SUBSTANCE which should be handled by trained staff only.
Storage:	4 °C,-20 °C
Storage Comment:	Store at 4°C for frequent use. Stored at -20°C in a manual defrost freezer for two year without detectable loss of activity. Avoid repeated freeze-thaw cycles.
Expiry Date:	24 months



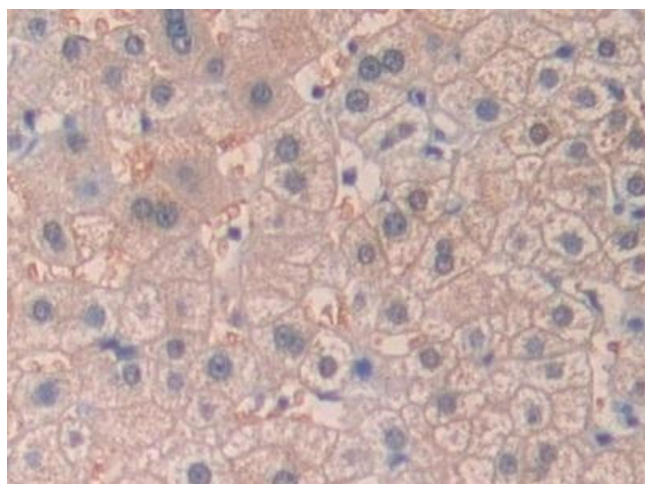
#### Immunohistochemistry

**Image 1.** Detection of DHH in Human Liver cancer Tissue using Polyclonal Antibody to Hedgehog Homolog, Desert (DHH)



#### Western Blotting

**Image 2.** Detection of Recombinant DHH, Human using Polyclonal Antibody to Hedgehog Homolog, Desert (DHH)



#### Immunohistochemistry

**Image 3.** Detection of DHH in Human Liver Tissue using Polyclonal Antibody to Hedgehog Homolog, Desert (DHH)

Please check the [product details page](#) for more images. Overall 4 images are available for ABIN7438166.