



[Go to Product page](#)

Datasheet for ABIN7438169
anti-IL11RA antibody (AA 194-329)

10 Images

Overview

Quantity:	100 µL
Target:	IL11RA
Binding Specificity:	AA 194-329
Reactivity:	Mouse
Host:	Rabbit
Clonality:	Polyclonal
Conjugate:	This IL11RA antibody is un-conjugated
Application:	Western Blotting (WB), Immunohistochemistry (IHC), Immunoprecipitation (IP), Immunocytochemistry (ICC)

Product Details

Purpose:	Polyclonal Antibody to Interleukin 11 Receptor Alpha (IL11Ra)
Immunogen:	Recombinant Interleukin 11 Receptor Alpha (IL11Ra) corresponding to Asn194~Gln329 (Accession # Q64385)
Isotype:	IgG
Specificity:	The antibody is a rabbit polyclonal antibody raised against IL11Ra. It has been selected for its ability to recognize IL11Ra in immunohistochemical staining and western blotting.
Cross-Reactivity:	Human, Rat
Purification:	Antigen-specific affinity chromatography followed by Protein A affinity chromatography

Target Details


Target:	IL11RA
Alternative Name:	Interleukin 11 Receptor Alpha (IL11RA Products)
Pathways:	JAK-STAT Signaling , Growth Factor Binding

Application Details

Application Notes:	Western blotting: 0.5-2 µg/mL Immunohistochemistry: 5-20 µg/mL Immunocytochemistry: 5-20 µg/mL Optimal working dilutions must be determined by end user.
Comment:	The thermal stability is described by the loss rate. The loss rate was determined by accelerated thermal degradation test, that is, incubate the protein at 37°C for 48h, and no obvious degradation and precipitation were observed. The loss rate is less than 5% within the expiration date under appropriate storage condition.
Restrictions:	For Research Use only

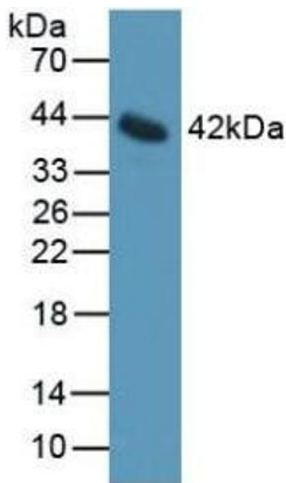
Handling

Format:	Liquid
Buffer:	0.01M PBS, pH 7.4, containing 0.05 % Proclin-300, 50 % glycerol.
Preservative:	ProClin
Precaution of Use:	This product contains ProClin: a POISONOUS AND HAZARDOUS SUBSTANCE which should be handled by trained staff only.
Storage:	4 °C,-20 °C
Storage Comment:	Store at 4°C for frequent use. Stored at -20°C in a manual defrost freezer for two year without detectable loss of activity. Avoid repeated freeze-thaw cycles.
Expiry Date:	24 months



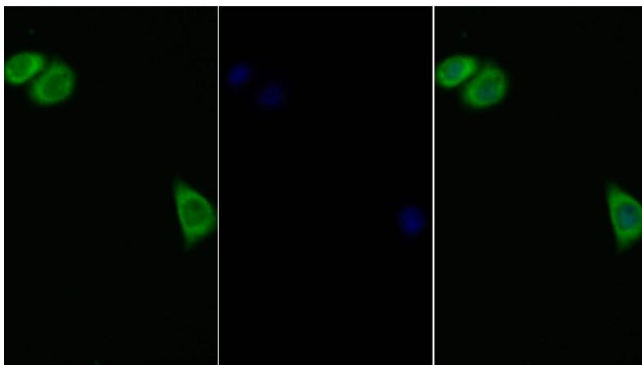
Western Blotting

Image 1. Detection of IL11Ra in Rat Serum using Polyclonal Antibody to Interleukin 11 Receptor Alpha (IL11Ra)



Western Blotting

Image 2. Detection of IL11Ra in Mouse Serum using Polyclonal Antibody to Interleukin 11 Receptor Alpha (IL11Ra)



Immunofluorescence

Image 3. Detection of IL11Ra in Human HeLa cell using Polyclonal Antibody to Interleukin 11 Receptor Alpha (IL11Ra)

Please check the [product details page](#) for more images. Overall 10 images are available for ABIN7438169.