

Datasheet for ABIN7438310  
**anti-JAG1 antibody (AA 836-1047)**

## 3 Images

[Go to Product page](#)

## Overview

Quantity:	100 µL
Target:	JAG1
Binding Specificity:	AA 836-1047
Reactivity:	Human
Host:	Rabbit
Clonality:	Polyclonal
Conjugate:	This JAG1 antibody is un-conjugated
Application:	Western Blotting (WB), Immunohistochemistry (IHC), Immunoprecipitation (IP), Immunocytochemistry (ICC)

## Product Details

Purpose:	Polyclonal Antibody to Jagged 1 (JAG1)
Immunogen:	Recombinant Jagged 1 (JAG1) corresponding to Val836~Ser1047 with N-terminal His Tag
Isotype:	IgG
Specificity:	The antibody is a rabbit polyclonal antibody raised against JAG1. It has been selected for its ability to recognize JAG1 in immunohistochemical staining and western blotting.
Cross-Reactivity:	Mouse, Pig, Rat
Purification:	Antigen-specific affinity chromatography followed by Protein A affinity chromatography

## Target Details

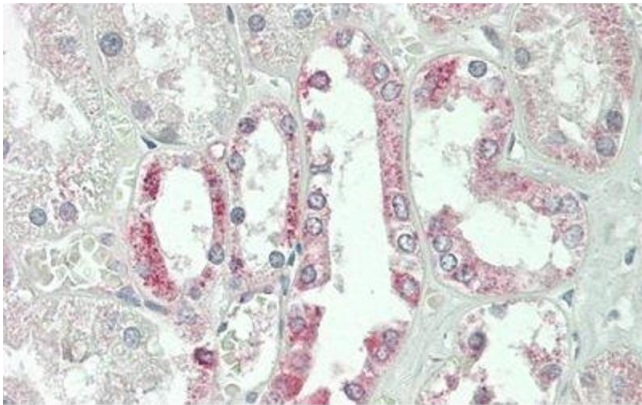
Target:	JAG1
Alternative Name:	Jagged 1 ( <a href="#">JAG1 Products</a> )
Background:	CD339, AGS, AHD, AWS, HJ1, JAGL1, Alagille Syndrome, Jagged 1 Protein
Pathways:	<a href="#">Notch Signaling</a> , <a href="#">Stem Cell Maintenance</a>

## Application Details

Application Notes:	Western blotting: 0.5-2 µg/mL Immunohistochemistry: 5-20 µg/mL Immunocytochemistry: 5-20 µg/mL Optimal working dilutions must be determined by end user.
Comment:	The thermal stability is described by the loss rate. The loss rate was determined by accelerated thermal degradation test, that is, incubate the protein at 37°C for 48h, and no obvious degradation and precipitation were observed. The loss rate is less than 5% within the expiration date under appropriate storage condition.
Restrictions:	For Research Use only


## Handling

Format:	Liquid
Buffer:	PBS, pH 7.4, containing 0.02 % Sodium azide, 50 % glycerol.
Preservative:	Sodium azide
Precaution of Use:	This product contains Sodium azide: a POISONOUS AND HAZARDOUS SUBSTANCE which should be handled by trained staff only.
Storage:	4 °C,-20 °C
Storage Comment:	Store at 4°C for frequent use. Stored at -20°C in a manual defrost freezer for two year without detectable loss of activity. Avoid repeated freeze-thaw cycles.
Expiry Date:	24 months



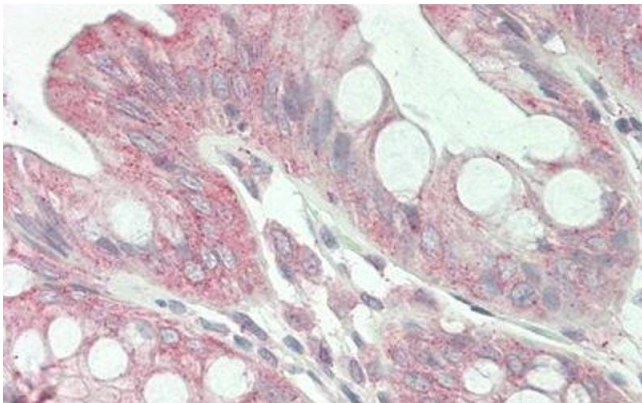
Immunohistochemistry

**Image 1.** Detection of JAG1 in Human Kidney Tissue using Polyclonal Antibody to Jagged 1 (JAG1)



Western Blotting

**Image 2.** Detection of Recombinant JAG1, Human using Polyclonal Antibody to Jagged 1 (JAG1)



Immunohistochemistry

**Image 3.** Detection of JAG1 in Human Colon Tissue using Polyclonal Antibody to Jagged 1 (JAG1)