



[Go to Product page](#)

Datasheet for ABIN7438367
anti-SLIT3 antibody (AA 1348-1517)

5 Images

Overview

Quantity:	100 µL
Target:	SLIT3
Binding Specificity:	AA 1348-1517
Reactivity:	Mouse
Host:	Rabbit
Clonality:	Polyclonal
Conjugate:	This SLIT3 antibody is un-conjugated
Application:	Western Blotting (WB), Immunohistochemistry (IHC), Immunoprecipitation (IP), Immunocytochemistry (ICC)

Product Details

Purpose:	Polyclonal Antibody to Slit Homolog 3 (Slit3)
Immunogen:	Recombinant Slit Homolog 3 (Slit3) corresponding to Lys1348~Cys1517 with N-terminal His Tag
Isotype:	IgG
Specificity:	The antibody is a rabbit polyclonal antibody raised against Slit3. It has been selected for its ability to recognize Slit3 in immunohistochemical staining and western blotting.
Cross-Reactivity:	Human, Rat
Purification:	Antigen-specific affinity chromatography followed by Protein A affinity chromatography

Target Details

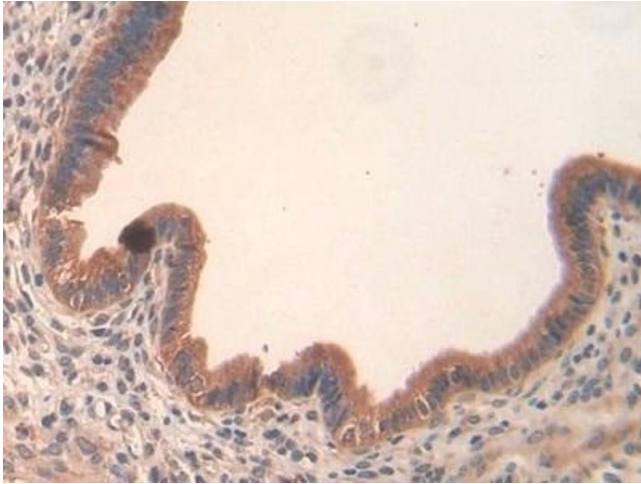
Target:	SLIT3
Alternative Name:	Slit Homolog 3 (SLIT3 Products)
Background:	MEGF5, SLIL2, Multiple epidermal growth factor-like domains protein 5
Pathways:	Regulation of Cell Size

Application Details

Application Notes:	Western blotting: 0.5-2 µg/mL 1:500-2000 Immunohistochemistry: 5-20 µg/mL 1:50-200 Immunocytochemistry: 5-20 µg/mL 1:50-200 Optimal working dilutions must be determined by end user.
Comment:	The thermal stability is described by the loss rate. The loss rate was determined by accelerated thermal degradation test, that is, incubate the protein at 37°C for 48h, and no obvious degradation and precipitation were observed. The loss rate is less than 5% within the expiration date under appropriate storage condition.
Restrictions:	For Research Use only


Handling

Format:	Liquid
Buffer:	PBS, pH 7.4, containing 0.02 % Sodium azide, 50 % glycerol.
Preservative:	Sodium azide
Precaution of Use:	This product contains Sodium azide: a POISONOUS AND HAZARDOUS SUBSTANCE which should be handled by trained staff only.
Storage:	4 °C,-20 °C
Storage Comment:	Store at 4°C for frequent use. Stored at -20°C in a manual defrost freezer for two year without detectable loss of activity. Avoid repeated freeze-thaw cycles.
Expiry Date:	24 months



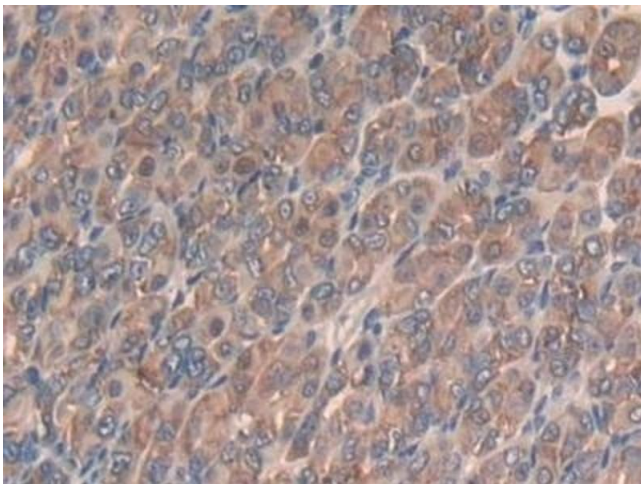
Immunohistochemistry

Image 1. Detection of Slit3 in Mouse Uterus Tissue using Polyclonal Antibody to Slit Homolog 3 (Slit3)



Western Blotting

Image 2. Detection of Recombinant Slit3, Mouse using Polyclonal Antibody to Slit Homolog 3 (Slit3)



Immunohistochemistry

Image 3. Detection of Slit3 in Mouse Stomach Tissue using Polyclonal Antibody to Slit Homolog 3 (Slit3)

Please check the [product details page](#) for more images. Overall 5 images are available for ABIN7438367.