Datasheet for ABIN7438379

anti-TLR5 antibody (AA 693-858)

5 Images

Go to Product page

Overview

Quantity:	100 µL
Target:	TLR5
Binding Specificity:	AA 693-858
Reactivity:	Human
Host:	Rabbit
Clonality:	Polyclonal
Conjugate:	This TLR5 antibody is un-conjugated
Application:	Western Blotting (WB), Immunohistochemistry (IHC), Immunoprecipitation (IP), Immunocytochemistry (ICC)

Product Details

Purpose:	Polyclonal Antibody to Toll Like Receptor 5 (TLR5)
Immunogen:	Recombinant Toll Like Receptor 5 (TLR5) corresdonding to Tyr693~Ser858 with N-terminal His Tag
Isotype:	IgG
Specificity:	The antibody is a rabbit polyclonal antibody raised against TLR5. It has been selected for its ability to recognize TLR5 in immunohistochemical staining and western blotting.
Cross-Reactivity:	Mouse
Purification:	Antigen-specific affinity chromatography followed by Protein A affinity chromatography

Copyright antibodies-online. All rights reserved.

Target Details

Target:	TLR5
Alternative Name:	Toll Like Receptor 5 (TLR5 Products)
Background:	CD285, SLEB1, TIL3, Toll/Interleukin-1 Receptor-Like Protein 3
Pathways:	TLR Signaling, Activation of Innate immune Response, Cellular Response to Molecule of Bacterial Origin, Toll-Like Receptors Cascades

Application Details

Application Notes:	Western blotting: 0.5-2 µg/mL 1:500-2000 Immunohistochemistry: 5-20 µg/mL 1:50-200 Immunocytochemistry: 5-20 µg/mL 1:50-200 Optimal working dilutions must be determined by end user.
Comment:	The thermal stability is described by the loss rate. The loss rate was determined by accelerated thermal degradation test, that is, incubate the protein at 37°C for 48h, and no obvious degradation and precipitation were observed. The loss rate is less than 5% within the expiration date under appropriate storage condition.
Restrictions:	For Research Use only

Handling

Format:	Liquid
Buffer:	0.01M PBS, pH 7.4, containing 0.05 % Proclin-300, 50 % glycerol.
Preservative:	ProClin
Precaution of Use:	This product contains ProClin: a POISONOUS AND HAZARDOUS SUBSTANCE which should be handled by trained staff only.
Storage:	4 °C,-20 °C
Storage Comment:	Store at 4°C for frequent use. Stored at -20°C in a manual defrost freezer for two year without detectable loss of activity. Avoid repeated freeze-thaw cycles.
Expiry Date:	24 months

Copyright antibodies-online. All rights reserved.



Western Blotting

Image 1. Detection of TLR5 in Human A549 cell lysate using Polyclonal Antibody to Toll Like Receptor 5 (TLR5)

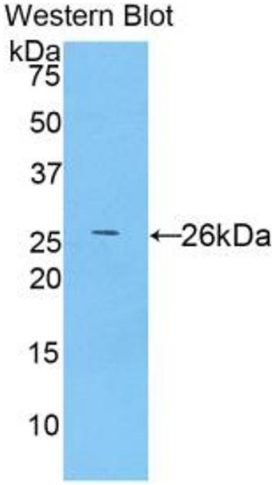

Western Blotting

Image 2. Detection of Recombinant TLR5, Human using Polyclonal Antibody to Toll Like Receptor 5 (TLR5)

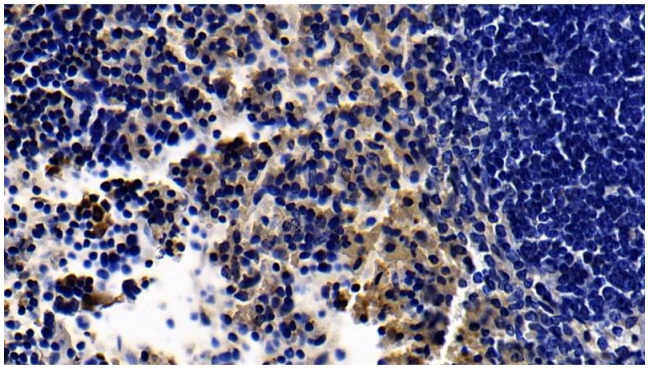

Immunohistochemistry

Image 3. Detection of TLR5 in Mouse Spleen Tissue using Polyclonal Antibody to Toll Like Receptor 5 (TLR5)

Please check the product details page for more images. Overall 5 images are available for ABIN7438379.

Copyright antibodies-online. All rights reserved.