

Datasheet for ABIN7438682
anti-COL2A1 antibody (AA 1307-1383)

8 Images

[Go to Product page](#)

Overview

Quantity:	100 µL
Target:	COL2A1
Binding Specificity:	AA 1307-1383
Reactivity:	Mouse
Host:	Rabbit
Clonality:	Polyclonal
Conjugate:	This COL2A1 antibody is un-conjugated
Application:	Western Blotting (WB), Immunohistochemistry (IHC), Immunoprecipitation (IP), Immunocytochemistry (ICC)

Product Details

Purpose:	Polyclonal Antibody to Collagen Type II Alpha 1 (COL2a1)
Immunogen:	Recombinant Collagen Type II Alpha 1 (COL2a1) corresponding to Thr1307~Thr1383
Isotype:	IgG
Specificity:	The antibody is a rabbit polyclonal antibody raised against COL2a1. It has been selected for its ability to recognize COL2a1 in immunohistochemical staining and western blotting.
Cross-Reactivity:	Human, Rat
Purification:	Antigen-specific affinity chromatography followed by Protein A affinity chromatography

Target Details


Target:	COL2A1
Alternative Name:	Collagen Type II Alpha 1 (COL2A1 Products)
Background:	COL2-A1, COL2A1, SEDC, Chondrocalcin, Collagen Alpha-1(II)Chain, Primary Osteoarthritis,Spondyloepiphyseal Dysplasia,Congenital
Pathways:	Sensory Perception of Sound , Growth Factor Binding

Application Details

Application Notes:	Western blotting: 0.5-3 µg/mL Immunohistochemistry: 5-30 µg/mL Immunocytochemistry: 5-30 µg/mL Optimal working dilutions must be determined by end user.
Comment:	The thermal stability is described by the loss rate. The loss rate was determined by accelerated thermal degradation test, that is, incubate the protein at 37°C for 48h, and no obvious degradation and precipitation were observed. The loss rate is less than 5% within the expiration date under appropriate storage condition.
Restrictions:	For Research Use only

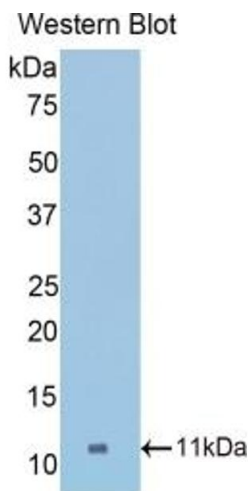
Handling

Format:	Liquid
Buffer:	PBS, pH 7.4, containing 0.02 % Sodium azide, 50 % glycerol.
Preservative:	Sodium azide
Precaution of Use:	This product contains Sodium azide: a POISONOUS AND HAZARDOUS SUBSTANCE which should be handled by trained staff only.
Storage:	4 °C,-20 °C
Storage Comment:	Store at 4°C for frequent use. Stored at -20°C in a manual defrost freezer for two year without detectable loss of activity. Avoid repeated freeze-thaw cycles.
Expiry Date:	24 months



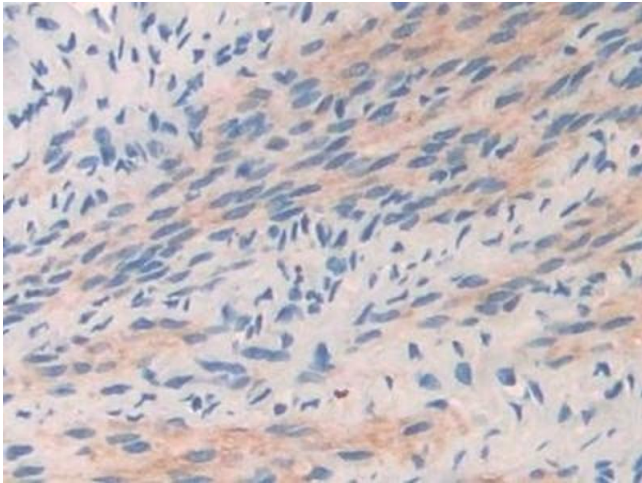
Western Blotting

Image 1. Detection of COL2a1 in Mouse Serum using Polyclonal Antibody to Collagen Type II Alpha 1 (COL2a1)



Western Blotting

Image 2. Detection of Recombinant COL2a1, Mouse using Polyclonal Antibody to Collagen Type II Alpha 1 (COL2a1)



Immunohistochemistry

Image 3. Detection of COL2a1 in Mouse Oviduct Tissue using Polyclonal Antibody to Collagen Type II Alpha 1 (COL2a1)

Please check the [product details page](#) for more images. Overall 8 images are available for ABIN7438682.