



[Go to Product page](#)

Datasheet for ABIN7438727  
**anti-FABP4 antibody (AA 2-132)**

6 Images

Overview

Quantity:	100 µL
Target:	FABP4
Binding Specificity:	AA 2-132
Reactivity:	Pig
Host:	Rabbit
Clonality:	Polyclonal
Conjugate:	This FABP4 antibody is un-conjugated
Application:	Western Blotting (WB), Immunohistochemistry (IHC), Immunoprecipitation (IP), Immunocytochemistry (ICC)

Product Details

Purpose:	Polyclonal Antibody to Fatty Acid Binding Protein 4 (FABP4)
Immunogen:	Recombinant Fatty Acid Binding Protein 4 (FABP4) corresponding to Cys2~Ala132 (Accession # 097788) with N-terminal His and GST Tag
Isotype:	IgG
Specificity:	The antibody is a rabbit polyclonal antibody raised against FABP4. It has been selected for its ability to recognize FABP4 in immunohistochemical staining and western blotting.
Cross-Reactivity:	Human, Mouse
Purification:	Antigen-specific affinity chromatography followed by Protein A affinity chromatography

## Target Details

---

Target:	FABP4
Alternative Name:	Fatty Acid Binding Protein 4 ( <a href="#">FABP4 Products</a> )
Background:	A-FABP, AFABP, AP2, Fatty Acid Binding Protein 4, Adipocyte, Adipocyte Protein 2, Adipocyte-type fatty acid-binding protein
Pathways:	<a href="#">Brown Fat Cell Differentiation</a>

## Application Details


---

Application Notes:	Western blotting: 0.5-2 µg/mL Immunohistochemistry: 5-20 µg/mL Immunocytochemistry: 5-20 µg/mL Optimal working dilutions must be determined by end user.
Comment:	The thermal stability is described by the loss rate. The loss rate was determined by accelerated thermal degradation test, that is, incubate the protein at 37°C for 48h, and no obvious degradation and precipitation were observed. The loss rate is less than 5% within the expiration date under appropriate storage condition.
Restrictions:	For Research Use only

## Handling


---

Format:	Liquid
Buffer:	PBS, pH 7.4, containing 0.02 % Sodium azide, 50 % glycerol.
Preservative:	Sodium azide
Precaution of Use:	This product contains Sodium azide: a POISONOUS AND HAZARDOUS SUBSTANCE which should be handled by trained staff only.
Storage:	4 °C,-20 °C
Storage Comment:	Store at 4°C for frequent use. Stored at -20°C in a manual defrost freezer for two year without detectable loss of activity. Avoid repeated freeze-thaw cycles.
Expiry Date:	24 months



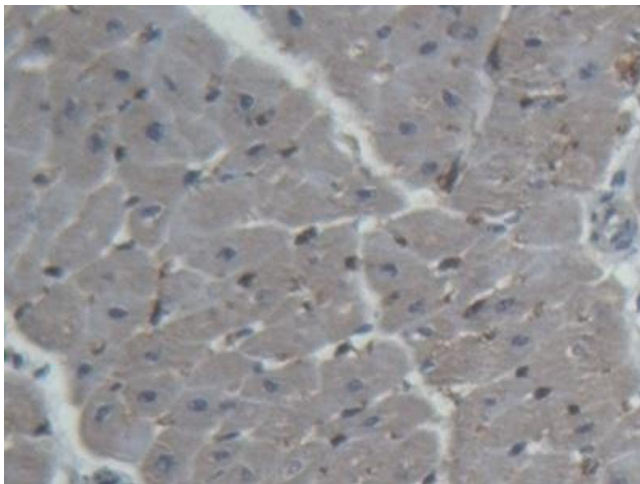
#### Western Blotting

**Image 1.** Detection of FABP4 in Mouse Kidney lysate using Polyclonal Antibody to Fatty Acid Binding Protein 4 (FABP4)



#### Western Blotting

**Image 2.** Detection of Recombinant FABP4, Porcine using Polyclonal Antibody to Fatty Acid Binding Protein 4 (FABP4)



#### Immunohistochemistry

**Image 3.** #VALUE!

Please check the [product details page](#) for more images. Overall 6 images are available for ABIN7438727.