

Datasheet for ABIN7438742

anti-Fibrillin 1 antibody (AA 246-389)

11 Images

[Go to Product page](#)

Overview

Quantity:	100 µL
Target:	Fibrillin 1 (FBN1)
Binding Specificity:	AA 246-389
Reactivity:	Human
Host:	Rabbit
Clonality:	Polyclonal
Conjugate:	This Fibrillin 1 antibody is un-conjugated
Application:	Western Blotting (WB), ELISA, Immunocytochemistry (ICC), Immunohistochemistry (Paraffin-embedded Sections) (IHC (p)), Immunohistochemistry (Frozen Sections) (IHC (fro))

Product Details

Purpose:	Polyclonal Antibody to Fibrillin 1 (FBN1)
Immunogen:	Recombinant Fibrillin 1 (FBN1) corresponding to Asp246~Cys389 with N-terminal His and GST Tag
Isotype:	IgG
Specificity:	The antibody is a rabbit polyclonal antibody raised against FBN1. It has been selected for its ability to recognize FBN1 in immunohistochemical staining and western blotting.
Cross-Reactivity:	Mouse, Rat
Purification:	Antigen-specific affinity chromatography followed by Protein A affinity chromatography

Target Details

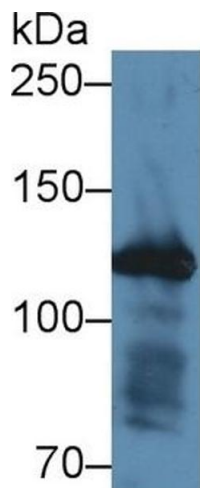
Target:	Fibrillin 1 (FBN1)
Alternative Name:	Fibrillin 1 (FBN1 Products)
Background:	FBN, MASS, MFS1, OCTD, SGS
Pathways:	Maintenance of Protein Location , SARS-CoV-2 Protein Interactome

Application Details

Application Notes:	Western blotting: 0.5-2 µg/mL Immunohistochemistry: 5-20 µg/mL Immunocytochemistry: 5-20 µg/mL Optimal working dilutions must be determined by end user.
Comment:	The thermal stability is described by the loss rate. The loss rate was determined by accelerated thermal degradation test, that is, incubate the protein at 37°C for 48h, and no obvious degradation and precipitation were observed. The loss rate is less than 5% within the expiration date under appropriate storage condition.
Restrictions:	For Research Use only


Handling

Format:	Liquid
Buffer:	0.01M PBS, pH 7.4, containing 0.05 % Proclin-300, 50 % glycerol.
Preservative:	ProClin
Precaution of Use:	This product contains ProClin: a POISONOUS AND HAZARDOUS SUBSTANCE which should be handled by trained staff only.
Storage:	4 °C,-20 °C
Storage Comment:	Store at 4°C for frequent use. Stored at -20°C in a manual defrost freezer for two year without detectable loss of activity. Avoid repeated freeze-thaw cycles.
Expiry Date:	24 months



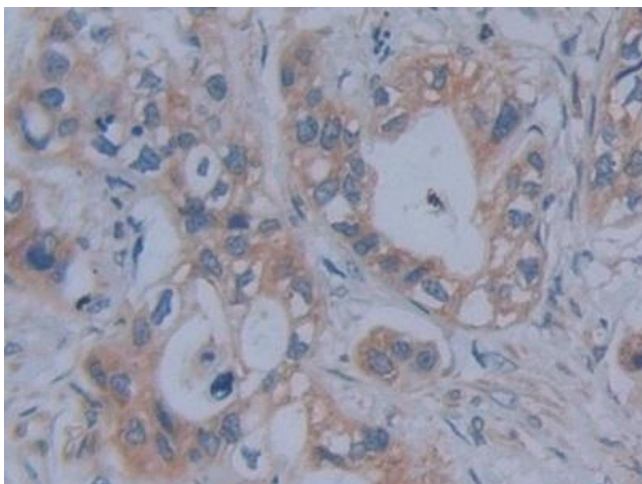
Western Blotting

Image 1. Detection of FBN1 in Mouse Colon lysate using Polyclonal Antibody to Fibrillin 1 (FBN1)



Western Blotting

Image 2. Detection of Recombinant FBN1, Human using Polyclonal Antibody to Fibrillin 1 (FBN1)



Immunohistochemistry

Image 3. Detection of FBN1 in Human Pancreatic cancer Tissue using Polyclonal Antibody to Fibrillin 1 (FBN1)

Please check the [product details page](#) for more images. Overall 11 images are available for ABIN7438742.