

Datasheet for ABIN7438763
anti-CUZD1 antibody (AA 291-545)

3 Images

[Go to Product page](#)

Overview

Quantity:	100 µL
Target:	CUZD1
Binding Specificity:	AA 291-545
Reactivity:	Mouse
Host:	Rabbit
Clonality:	Polyclonal
Conjugate:	This CUZD1 antibody is un-conjugated
Application:	Western Blotting (WB), Immunohistochemistry (IHC), Immunocytochemistry (ICC), Immunoprecipitation (IP)

Product Details

Purpose:	Polyclonal Antibody to CUB And Zona Pellucida Like Domains Protein 1 (CUZD1)
Immunogen:	Recombinant CUB And Zona Pellucida Like Domains Protein 1 (CUZD1) corresponding to Ala291~Ala545 (Accession # P70412) with N-terminal His and GST Tag
Isotype:	IgG
Specificity:	The antibody is a rabbit polyclonal antibody raised against CUZD1. It has been selected for its ability to recognize CUZD1 in immunohistochemical staining and western blotting.
Cross-Reactivity:	Rat
Purification:	Antigen-specific affinity chromatography followed by Protein A affinity chromatography

Target Details


Target:	CUZD1
Alternative Name:	CUB And Zona Pellucida Like Domains Protein 1 (CUZD1 Products)
Background:	ERG-1, UO-44, Transmembrane protein UO-44

Application Details

Application Notes:	Western blotting: 0.5-2 µg/mL Immunohistochemistry: 5-20 µg/mL Immunocytochemistry: 5-20 µg/mL Optimal working dilutions must be determined by end user.
Comment:	The thermal stability is described by the loss rate. The loss rate was determined by accelerated thermal degradation test, that is, incubate the protein at 37°C for 48h, and no obvious degradation and precipitation were observed. The loss rate is less than 5% within the expiration date under appropriate storage condition.
Restrictions:	For Research Use only


Handling

Format:	Liquid
Buffer:	PBS, pH 7.4, containing 0.02 % Sodium azide, 50 % glycerol.
Preservative:	Sodium azide
Precaution of Use:	This product contains Sodium azide: a POISONOUS AND HAZARDOUS SUBSTANCE which should be handled by trained staff only.
Storage:	4 °C,-20 °C
Storage Comment:	Store at 4°C for frequent use. Stored at -20°C in a manual defrost freezer for two year without detectable loss of activity. Avoid repeated freeze-thaw cycles.
Expiry Date:	24 months



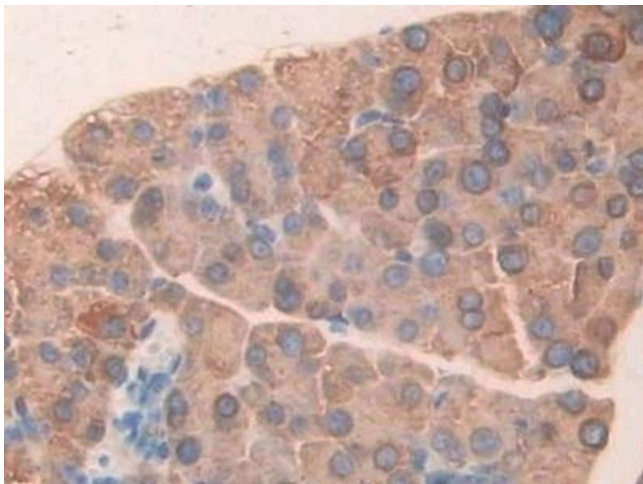
Western Blotting

Image 1. Detection of CUZD1 in mouse Ovary lysate using Polyclonal Antibody to CUB And Zona Pellucida Like Domains Protein 1 (CUZD1)



Western Blotting

Image 2. Detection of Recombinant CUZD1, Mouse using Polyclonal Antibody to CUB And Zona Pellucida Like Domains Protein 1 (CUZD1)



Immunohistochemistry

Image 3. Detection of CUZD1 in Mouse Pancreas Tissue using Polyclonal Antibody to CUB And Zona Pellucida Like Domains Protein 1 (CUZD1)