

Datasheet for ABIN7439093
anti-C3a antibody (AA 671-748)

6 Images

[Go to Product page](#)

Overview

Quantity:	100 µL
Target:	C3a
Binding Specificity:	AA 671-748
Reactivity:	Rat
Host:	Rabbit
Clonality:	Polyclonal
Conjugate:	This C3a antibody is un-conjugated
Application:	Western Blotting (WB), Immunohistochemistry (IHC), Immunoprecipitation (IP), Immunocytochemistry (ICC)

Product Details

Purpose:	Polyclonal Antibody to Complement Component 3a (C3a)
Immunogen:	Recombinant Complement Component 3a (C3a) corresponding to Ser671~Arg748 with N-terminal His and GST Tag
Isotype:	IgG
Specificity:	The antibody is a rabbit polyclonal antibody raised against C3a. It has been selected for its ability to recognize C3a in immunohistochemical staining and western blotting.
Purification:	Antigen-specific affinity chromatography followed by Protein A affinity chromatography

Target Details

Target:	C3a
---------	-----

Target Details

Alternative Name: Complement Component 3a ([C3a Products](#))

Pathways: [Complement System](#)

Application Details

Application Notes: Western blotting: 0.5-2 µg/mL
Immunohistochemistry: 5-20 µg/mL
Immunocytochemistry: 5-20 µg/mL
Optimal working dilutions must be determined by end user.

Comment: The thermal stability is described by the loss rate. The loss rate was determined by accelerated thermal degradation test, that is, incubate the protein at 37°C for 48h, and no obvious degradation and precipitation were observed. The loss rate is less than 5% within the expiration date under appropriate storage condition.

Restrictions: For Research Use only

Handling

Format: Liquid

Buffer: 0.01M PBS, pH 7.4, containing 0.05 % Proclin-300, 50 % glycerol.


Preservative: ProClin

Precaution of Use: This product contains ProClin: a POISONOUS AND HAZARDOUS SUBSTANCE which should be handled by trained staff only.

Storage: 4 °C,-20 °C


Storage Comment: Store at 4°C for frequent use. Stored at -20°C in a manual defrost freezer for two year without detectable loss of activity. Avoid repeated freeze-thaw cycles.

Expiry Date: 24 months



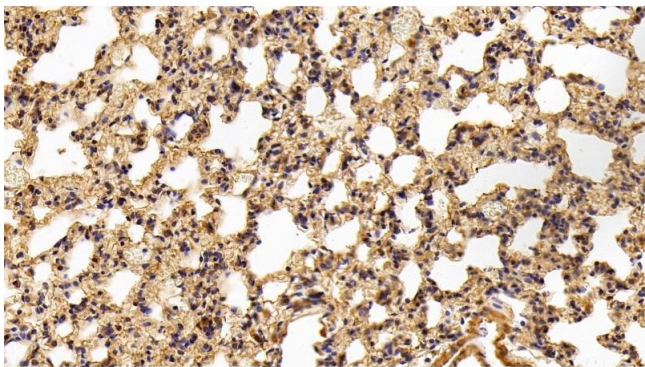
Western Blotting

Image 1. Detection of C3a in Rat Serum using Polyclonal Antibody to Complement Component 3a (C3a)



Western Blotting

Image 2. Detection of Recombinant C3a, Rat using Polyclonal Antibody to Complement Component 3a (C3a)



Immunohistochemistry

Image 3. Detection of C3a in Rat Lung Tissue using Polyclonal Antibody to Complement Component 3a (C3a)

Please check the [product details page](#) for more images. Overall 6 images are available for ABIN7439093.