

Datasheet for ABIN7439198  
**anti-LOXL3 antibody (AA 519-726)**[Go to Product page](#)

## 4 Images

## Overview

|                      |   |
|----------------------|---|
| Quantity:            | 100 µL  |
| Target:              | LOXL3   |
| Binding Specificity: | AA 519-726  |
| Reactivity:          | Human   |
| Host:                | Rabbit  |
| Clonality:           | Polyclonal  |
| Conjugate:           | This LOXL3 antibody is un-conjugated  |
| Application:         | Western Blotting (WB), Immunohistochemistry (IHC), Immunoprecipitation (IP),<br>Immunocytochemistry (ICC) |

## Product Details

|                   |  |
|-------------------|--|
| Purpose:          | Polyclonal Antibody to Lysyl Oxidase Like Protein 3 (LOXL3)  |
| Immunogen:        | Recombinant Lysyl Oxidase Like Protein 3 (LOXL3) corresponding to Thr519~Asn726 with N-terminal His Tag  |
| Isotype:          | IgG  |
| Specificity:      | The antibody is a rabbit polyclonal antibody raised against LOXL3. It has been selected for its ability to recognize LOXL3 in immunohistochemical staining and western blotting. |
| Cross-Reactivity: | Mouse, Pig, Rat  |
| Purification:     | Antigen-specific affinity chromatography followed by Protein A affinity chromatography   |

## Target Details


|                   |   |
|-------------------|---|
| Target:           | LOXL3   |
| Alternative Name: | Lysyl Oxidase Like Protein 3 ( <a href="#">LOXL3 Products</a> ) |
| Background:       | LOXL, Lysyl oxidase homolog 3                                   |

## Application Details

|                    |   |
|--------------------|---|
| Application Notes: | Western blotting: 0.5-2 µg/mL<br>Immunohistochemistry: 5-20 µg/mL<br>Immunocytochemistry: 5-20 µg/mL<br>Optimal working dilutions must be determined by end user.   |
| Comment:           | The thermal stability is described by the loss rate. The loss rate was determined by accelerated thermal degradation test, that is, incubate the protein at 37°C for 48h, and no obvious degradation and precipitation were observed. The loss rate is less than 5% within the expiration date under appropriate storage condition. |
| Restrictions:      | For Research Use only   |

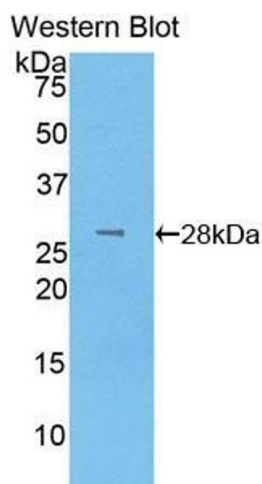
## Handling

|                    |   |
|--------------------|---|
| Format:            | Liquid  |
| Buffer:            | 0.01M PBS, pH 7.4, containing 0.05 % Proclin-300, 50 % glycerol.  |
| Preservative:      | ProClin   |
| Precaution of Use: | This product contains ProClin: a POISONOUS AND HAZARDOUS SUBSTANCE which should be handled by trained staff only.   |
| Storage:           | 4 °C,-20 °C   |
| Storage Comment:   | Store at 4°C for frequent use. Stored at -20°C in a manual defrost freezer for two year without detectable loss of activity. Avoid repeated freeze-thaw cycles. |
| Expiry Date:       | 24 months   |



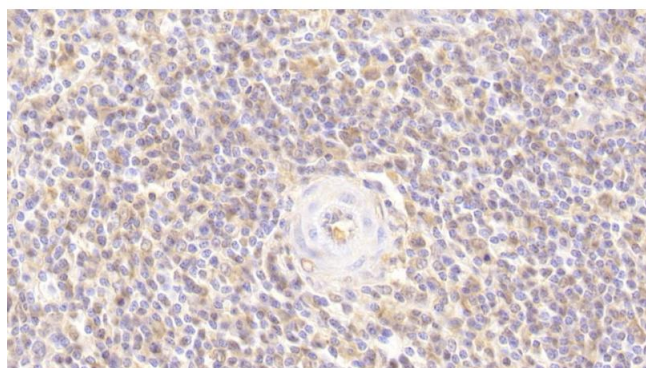
#### Western Blotting

**Image 1.** Detection of LOXL3 in Mouse Small intestine lysate using Polyclonal Antibody to Lysyl Oxidase Like Protein 3 (LOXL3)



#### Western Blotting

**Image 2.** Detection of Recombinant LOXL3, Human using Polyclonal Antibody to Lysyl Oxidase Like Protein 3 (LOXL3)



#### Immunohistochemistry

**Image 3.** Detection of LOXL3 in Human Spleen Tissue using Polyclonal Antibody to Lysyl Oxidase Like Protein 3 (LOXL3)

Please check the [product details page](#) for more images. Overall 4 images are available for ABIN7439198.