

Datasheet for ABIN7439243
anti-DEFa3 antibody (AA 21-94)

7 Images

[Go to Product page](#)

Overview

Quantity:	100 µL
Target:	DEFa3
Binding Specificity:	AA 21-94
Reactivity:	Human
Host:	Rabbit
Clonality:	Polyclonal
Conjugate:	This DEFa3 antibody is un-conjugated
Application:	Western Blotting (WB), Immunohistochemistry (IHC), Immunoprecipitation (IP), Immunocytochemistry (ICC)

Product Details

Purpose:	Polyclonal Antibody to Defensin Alpha 3, Neutrophil Specific (DEFa3)
Immunogen:	Recombinant Defensin Alpha 3, Neutrophil Specific (DEFa3) corresponding to Pro21~Cys94 with N-terminal His Tag
Isotype:	IgG
Specificity:	The antibody is a rabbit polyclonal antibody raised against DEFa3. It has been selected for its ability to recognize DEFa3 in immunohistochemical staining and western blotting.
Cross-Reactivity:	Pig
Purification:	Antigen-specific affinity chromatography followed by Protein A affinity chromatography

Target Details

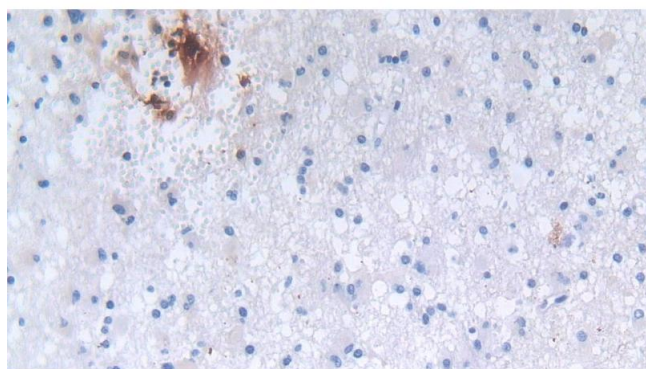
Target:	DEFa3
Alternative Name:	Defensin Alpha 3, Neutrophil Specific (DEFa3 Products)
Background:	HNP3, DEF3, HNP-2, Neutrophil defensin 2
Pathways:	Cellular Response to Molecule of Bacterial Origin

Application Details

Application Notes:	Western blotting: 0.5-2 µg/mL Immunohistochemistry: 5-20 µg/mL Immunocytochemistry: 5-20 µg/mL Optimal working dilutions must be determined by end user.
Comment:	The thermal stability is described by the loss rate. The loss rate was determined by accelerated thermal degradation test, that is, incubate the protein at 37°C for 48h, and no obvious degradation and precipitation were observed. The loss rate is less than 5% within the expiration date under appropriate storage condition.
Restrictions:	For Research Use only

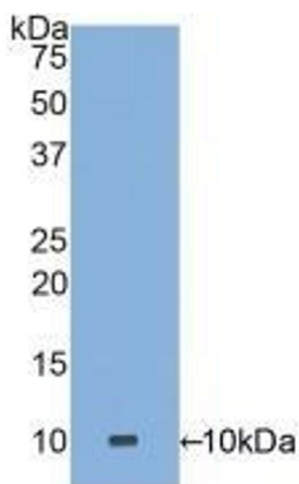
Handling

Format:	Liquid
Buffer:	0.01M PBS, pH 7.4, containing 0.05 % Proclin-300, 50 % glycerol.
Preservative:	ProClin
Precaution of Use:	This product contains ProClin: a POISONOUS AND HAZARDOUS SUBSTANCE which should be handled by trained staff only.
Storage:	4 °C,-20 °C
Storage Comment:	Store at 4°C for frequent use. Stored at -20°C in a manual defrost freezer for two year without detectable loss of activity. Avoid repeated freeze-thaw cycles.
Expiry Date:	24 months



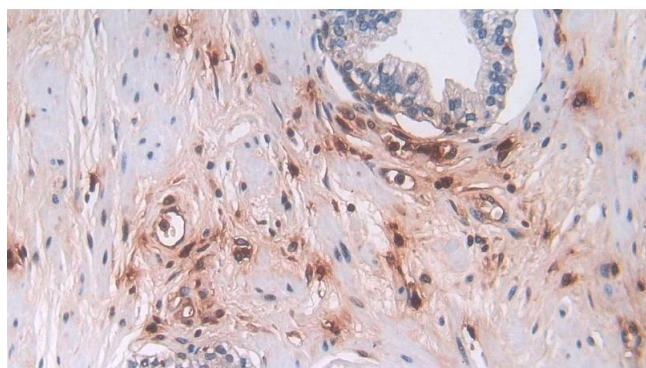
Immunohistochemistry

Image 1. Detection of DEFA3 in Human Glioma Tissue using Polyclonal Antibody to Defensin Alpha 3, Neutrophil Specific (DEFA3)



Western Blotting

Image 2. Detection of Recombinant DEFA3, Human using Polyclonal Antibody to Defensin Alpha 3, Neutrophil Specific (DEFA3)



Immunohistochemistry

Image 3. Detection of DEFA3 in Human Prostate Tissue using Polyclonal Antibody to Defensin Alpha 3, Neutrophil Specific (DEFA3)

Please check the [product details page](#) for more images. Overall 7 images are available for ABIN7439243.