

Datasheet for ABIN7439321
anti-JNK antibody (AA 145-419)



[Go to Product page](#)

5 Images

Overview

Quantity:	100 µL
Target:	JNK (MAPK8)
Binding Specificity:	AA 145-419
Reactivity:	Human
Host:	Rabbit
Clonality:	Polyclonal
Conjugate:	This JNK antibody is un-conjugated
Application:	Western Blotting (WB), Immunohistochemistry (IHC), Immunofluorescence (IF)

Product Details

Purpose:	Polyclonal Antibody to c-Jun N-terminal Kinase 1 (JNK1)
Immunogen:	Recombinant c-Jun N-terminal Kinase 1 (JNK1) corresponding to Ala145~Ala419 (Accession # P45983)
Isotype:	IgG
Specificity:	The antibody is a rabbit polyclonal antibody raised against JNK1. It has been selected for its ability to recognize JNK1 in immunohistochemical staining and western blotting.
Cross-Reactivity:	Chicken, Cow, Dog, Goat, Guinea Pig, Horse, Mouse, Pig, Rat, Sheep
Purification:	Antigen-specific affinity chromatography followed by Protein A affinity chromatography

Target Details

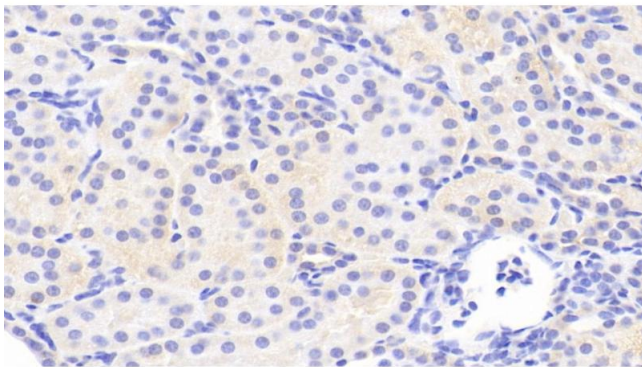
Target:	JNK (MAPK8)
Alternative Name:	JNK1 (MAPK8 Products)
Background:	MAPK8, JNK1A2, JNK21B1/2, PRKM8, SAPK1, JUN N-Terminal Kinase, Stress-activated protein kinase 1c, Mitogen Activated Protein Kinase 8
UniProt:	P45983
Pathways:	MAPK Signaling , WNT Signaling , TLR Signaling , Fc-epsilon Receptor Signaling Pathway , Neurotrophin Signaling Pathway , Activation of Innate immune Response , Hepatitis C , Toll-Like Receptors Cascades , Signaling of Hepatocyte Growth Factor Receptor , S100 Proteins

Application Details

Application Notes:	Western blotting: 0.01-2 µg/mL, Immunohistochemistry: 5-20 µg/mL, Immunofluorescence: 5-20 µg/mL, Optimal working dilutions must be determined by end user.
Comment:	The thermal stability is described by the loss rate. The loss rate was determined by accelerated thermal degradation test, that is, incubate the protein at 37°C for 48h, and no obvious degradation and precipitation were observed. The loss rate is less than 5% within the expiration date under appropriate storage condition.
Restrictions:	For Research Use only

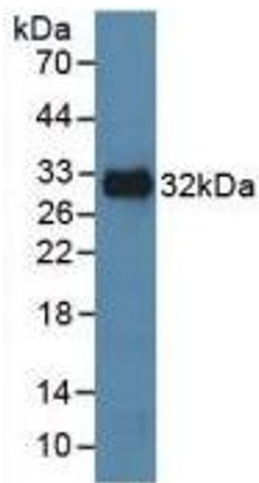
Handling

Format:	Liquid
Concentration:	0.5 mg/mL
Buffer:	PBS, pH 7.4, containing 0.02 % Sodium azide, 50 % glycerol.
Preservative:	Sodium azide
Precaution of Use:	This product contains Sodium azide: a POISONOUS AND HAZARDOUS SUBSTANCE which should be handled by trained staff only.
Storage:	4 °C, -20 °C
Storage Comment:	Store at 4°C for frequent use. Stored at -20°C in a manual defrost freezer for two year without detectable loss of activity. Avoid repeated freeze-thaw cycles.
Expiry Date:	24 months



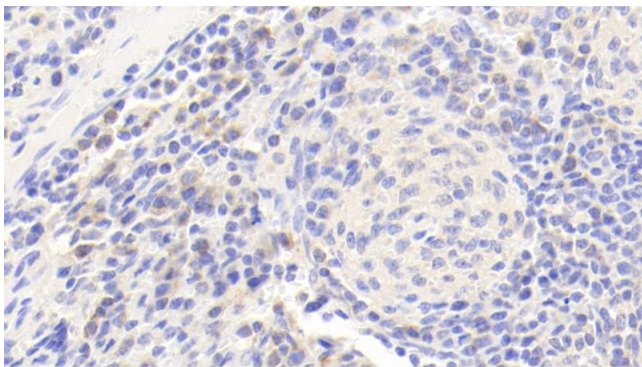
Immunohistochemistry

Image 1. Detection of JNK1 in Human Kidney Tissue using Polyclonal Antibody to c-Jun N-terminal Kinase 1 (JNK1)



Western Blotting

Image 2. Detection of Recombinant MAPK8, Human using Polyclonal Antibody to c-Jun N-terminal Kinase 1 (JNK1)



Immunohistochemistry

Image 3. Detection of JNK1 in Human Spleen Tissue using Polyclonal Antibody to c-Jun N-terminal Kinase 1 (JNK1)

Please check the [product details page](#) for more images. Overall 5 images are available for ABIN7439321.