

Datasheet for ABIN7439549  
**anti-SPRY1 antibody (AA 112-303)**[Go to Product page](#)

## 4 Images

## Overview

Quantity:	100 µL
Target:	SPRY1
Binding Specificity:	AA 112-303
Reactivity:	Mouse
Host:	Rabbit
Clonality:	Polyclonal
Conjugate:	This SPRY1 antibody is un-conjugated
Application:	Western Blotting (WB), Immunohistochemistry (IHC), Immunoprecipitation (IP), Immunocytochemistry (ICC)

## Product Details

Purpose:	Polyclonal Antibody to Sprouty Homolog 1 (SPRY1)
Immunogen:	Recombinant Sprouty Homolog 1 (SPRY1) corresponding to Gly112~Ser303 (Accession # Q9QXV9)
Isotype:	IgG
Specificity:	The antibody is a rabbit polyclonal antibody raised against SPRY1. It has been selected for its ability to recognize SPRY1 in immunohistochemical staining and western blotting.
Purification:	Antigen-specific affinity chromatography followed by Protein A affinity chromatography

## Target Details

Target:	SPRY1
---------	-------

## Target Details

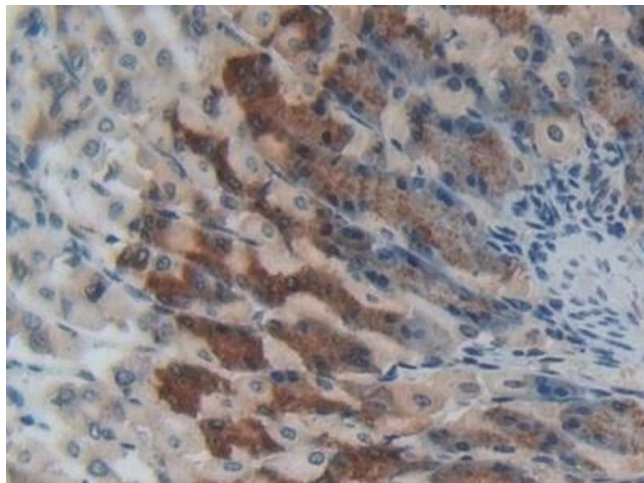
Alternative Name:	Sprouty Homolog 1 ( <a href="#">SPRY1 Products</a> )
Background:	Antagonist Of FGF Signaling
Pathways:	<a href="#">EGFR Signaling Pathway</a> , <a href="#">EGFR Downregulation</a>

## Application Details

Application Notes:	Western blotting: 0.5-5 µg/mL Immunohistochemistry: 5-20 µg/mL Immunocytochemistry: 5-20 µg/mL Optimal working dilutions must be determined by end user.
Comment:	The thermal stability is described by the loss rate. The loss rate was determined by accelerated thermal degradation test, that is, incubate the protein at 37°C for 48h, and no obvious degradation and precipitation were observed. The loss rate is less than 5% within the expiration date under appropriate storage condition.
Restrictions:	For Research Use only


## Handling

Format:	Liquid
Buffer:	0.01M PBS, pH 7.4, containing 0.05 % Proclin-300, 50 % glycerol.
Preservative:	ProClin
Precaution of Use:	This product contains ProClin: a POISONOUS AND HAZARDOUS SUBSTANCE which should be handled by trained staff only.
Storage:	4 °C,-20 °C
Storage Comment:	Store at 4°C for frequent use. Stored at -20°C in a manual defrost freezer for two year without detectable loss of activity. Avoid repeated freeze-thaw cycles.
Expiry Date:	24 months



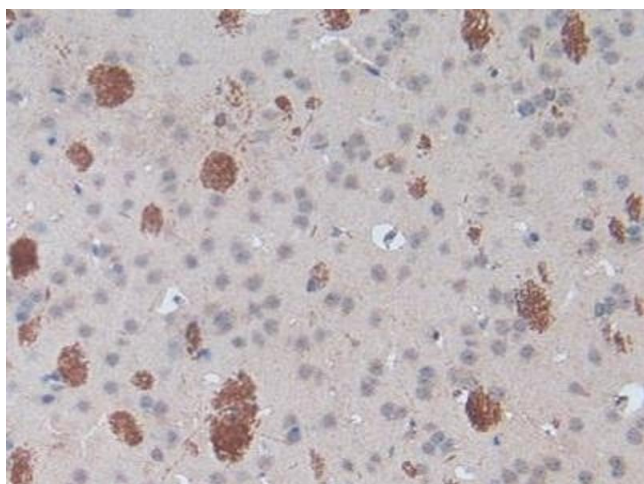
#### Immunohistochemistry

**Image 1.** Detection of SPRY1 in Mouse Stomach Tissue using Polyclonal Antibody to Sprouty Homolog 1 (SPRY1)



#### Western Blotting

**Image 2.** Detection of Recombinant SPRY1, Mouse using Polyclonal Antibody to Sprouty Homolog 1 (SPRY1)



#### Immunohistochemistry

**Image 3.** Detection of SPRY1 in Mouse Brain Tissue using Polyclonal Antibody to Sprouty Homolog 1 (SPRY1)

Please check the [product details page](#) for more images. Overall 4 images are available for ABIN7439549.