

Datasheet for ABIN7439561
anti-MEP1A antibody (AA 219-463)[Go to Product page](#)

4 Images

Overview

Quantity:	100 µL
Target:	MEP1A
Binding Specificity:	AA 219-463
Reactivity:	Mouse
Host:	Rabbit
Clonality:	Polyclonal
Conjugate:	This MEP1A antibody is un-conjugated
Application:	Western Blotting (WB), Immunohistochemistry (IHC), Immunoprecipitation (IP), Immunocytochemistry (ICC)

Product Details

Purpose:	Polyclonal Antibody to Meprin A Alpha (MEP1a)
Immunogen:	Recombinant Meprin A Alpha (MEP1a) corresponding to Asn219~Gly463 (Accession # P28825)
Isotype:	IgG
Specificity:	The antibody is a rabbit polyclonal antibody raised against MEP1a. It has been selected for its ability to recognize MEP1a in immunohistochemical staining and western blotting.
Cross-Reactivity:	Rat
Purification:	Antigen-specific affinity chromatography followed by Protein A affinity chromatography

Target Details


Target:	MEP1A
Alternative Name:	Meprin A Alpha (MEP1A Products)
Background:	PPHA, PABA Peptide Hydrolase, Endopeptidase-2, N-benzoyl-L-tyrosyl-P-amino-Benzoic Acid Hydrolase Subunit Alpha, PABA Peptide Hydrolase

Application Details

Application Notes:	Western blotting: 0.5-2 µg/mL 1:380-1500 Immunohistochemistry: 5-20 µg/mL 1:38-150 Immunocytochemistry: 5-20 µg/mL 1:38-150 Optimal working dilutions must be determined by end user.
Comment:	The thermal stability is described by the loss rate. The loss rate was determined by accelerated thermal degradation test, that is, incubate the protein at 37°C for 48h, and no obvious degradation and precipitation were observed. The loss rate is less than 5% within the expiration date under appropriate storage condition.
Restrictions:	For Research Use only


Handling

Format:	Liquid
Buffer:	0.01M PBS, pH 7.4, containing 0.05 % Proclin-300, 50 % glycerol.
Preservative:	ProClin
Precaution of Use:	This product contains ProClin: a POISONOUS AND HAZARDOUS SUBSTANCE which should be handled by trained staff only.
Storage:	4 °C, -20 °C
Storage Comment:	Store at 4°C for frequent use. Stored at -20°C in a manual defrost freezer for two year without detectable loss of activity. Avoid repeated freeze-thaw cycles.
Expiry Date:	24 months



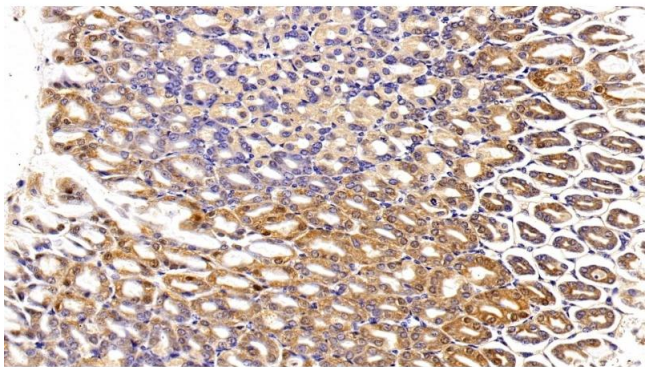
Western Blotting

Image 1. Detection of MEP1a in Mouse Kidney lysate using Polyclonal Antibody to Meprin A Alpha (MEP1a)



Western Blotting

Image 2. Detection of Recombinant MEP1a, Mouse using Polyclonal Antibody to Meprin A Alpha (MEP1a)



Immunohistochemistry

Image 3. Detection of MEP1a in Mouse Stomach Tissue using Polyclonal Antibody to Meprin A Alpha (MEP1a)

Please check the [product details page](#) for more images. Overall 4 images are available for ABIN7439561.