



[Go to Product page](#)

Datasheet for ABIN7439642
anti-NEXN antibody (AA 214-455)

7 Images

Overview

Quantity:	100 µL
Target:	NEXN
Binding Specificity:	AA 214-455
Reactivity:	Rat
Host:	Rabbit
Clonality:	Polyclonal
Conjugate:	This NEXN antibody is un-conjugated
Application:	Western Blotting (WB), Immunoprecipitation (IP), Immunohistochemistry (IHC), Immunocytochemistry (ICC)

Product Details

Purpose:	Polyclonal Antibody to Nexilin (NEXN)
Immunogen:	Recombinant Nexilin (NEXN) corresponding to Ala214~Gln455 (Accession # Q9Z2J4)
Isotype:	IgG
Specificity:	The antibody is a rabbit polyclonal antibody raised against NEXN. It has been selected for its ability to recognize NEXN in immunohistochemical staining and western blotting.
Purification:	Antigen-specific affinity chromatography followed by Protein A affinity chromatography

Target Details

Target:	NEXN
---------	------

Target Details


Alternative Name:	Nexilin (NEXN Products)
Background:	NELIN, F Actin Binding Protein

Application Details

Application Notes:	Western blotting: 0.5-2 µg/mL Immunohistochemistry: 5-20 µg/mL Immunocytochemistry: 5-20 µg/mL Optimal working dilutions must be determined by end user.
Comment:	The thermal stability is described by the loss rate. The loss rate was determined by accelerated thermal degradation test, that is, incubate the protein at 37°C for 48h, and no obvious degradation and precipitation were observed. The loss rate is less than 5% within the expiration date under appropriate storage condition.
Restrictions:	For Research Use only


Handling

Format:	Liquid
Buffer:	0.01M PBS, pH 7.4, containing 0.05 % Proclin-300, 50 % glycerol.
Preservative:	ProClin
Precaution of Use:	This product contains ProClin: a POISONOUS AND HAZARDOUS SUBSTANCE which should be handled by trained staff only.
Storage:	4 °C,-20 °C
Storage Comment:	Store at 4°C for frequent use. Stored at -20°C in a manual defrost freezer for two year without detectable loss of activity. Avoid repeated freeze-thaw cycles.
Expiry Date:	24 months



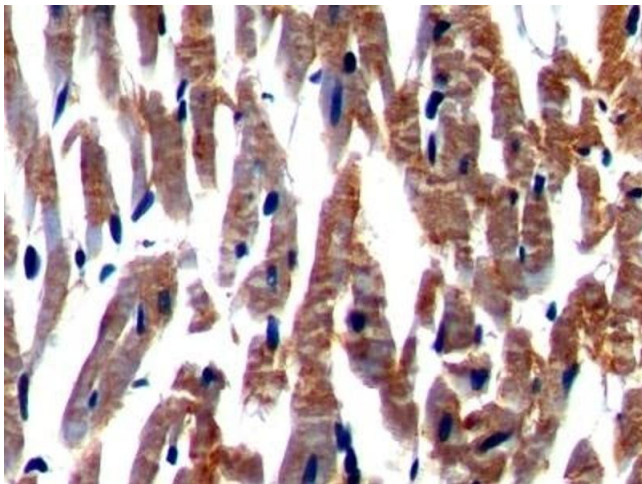
Western Blotting

Image 1. Detection of NEXN in Rat Testis lysate using Polyclonal Antibody to Nexilin (NEXN)



Western Blotting

Image 2. Detection of Recombinant NEXN, Rat using Polyclonal Antibody to Nexilin (NEXN)



Immunohistochemistry

Image 3. Detection of NEXN in Rat Cardiac Muscle Tissue using Polyclonal Antibody to Nexilin (NEXN)

Please check the [product details page](#) for more images. Overall 7 images are available for ABIN7439642.