

Datasheet for ABIN7439915  
**anti-PTPRN antibody (AA 368-575)**[Go to Product page](#)

## 3 Images

## Overview

Quantity:	100 µL
Target:	PTPRN
Binding Specificity:	AA 368-575
Reactivity:	Human
Host:	Rabbit
Clonality:	Polyclonal
Conjugate:	This PTPRN antibody is un-conjugated
Application:	Western Blotting (WB), ELISA, Immunohistochemistry (Paraffin-embedded Sections) (IHC (p)), Immunohistochemistry (Frozen Sections) (IHC (fro)), Immunocytochemistry (ICC)

## Product Details

Purpose:	Polyclonal Antibody to Protein Tyrosine Phosphatase Receptor Type N (PTPRN)
Immunogen:	Recombinant Protein Tyrosine Phosphatase Receptor Type N (PTPRN) corresponding to Pro368~Ala575 with N-terminal His Tag
Isotype:	IgG
Specificity:	The antibody is a rabbit polyclonal antibody raised against PTPRN. It has been selected for its ability to recognize PTPRN in immunohistochemical staining and western blotting.
Cross-Reactivity:	Rat
Purification:	Antigen-specific affinity chromatography followed by Protein A affinity chromatography

## Target Details

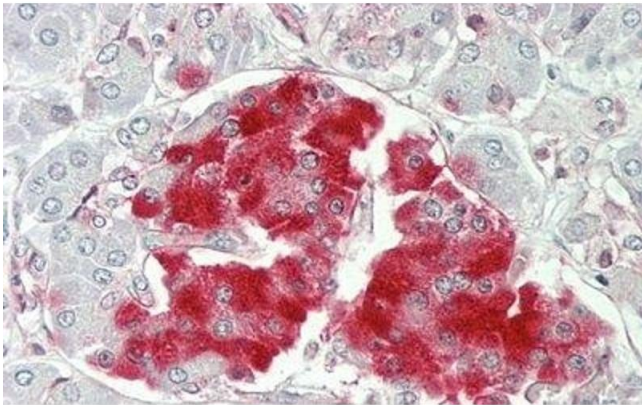
Target:	PTPRN
Alternative Name:	Protein Tyrosine Phosphatase Receptor Type N ( <a href="#">PTPRN Products</a> )
Background:	ICA3, PTPR-N, IA-2/PTP, IA2, ICA512, R-PTP-N, Islet cell antigen 512, Islet cell autoantigen 3, PTP IA-2

## Application Details

Application Notes:	Western blotting: 1-5 µg/mL Immunocytochemistry in formalin fixed cells: 5-20 µg/mL Immunohistochemistry in formalin fixed frozen section: 5-20 µg/mL Immunohistochemistry in paraffin section: 5-20 µg/mL Enzyme-linked Immunosorbent Assay: 0.05-2 µg/mL Optimal working dilutions must be determined by end user.
Comment:	The thermal stability is described by the loss rate. The loss rate was determined by accelerated thermal degradation test, that is, incubate the protein at 37°C for 48h, and no obvious degradation and precipitation were observed. The loss rate is less than 5% within the expiration date under appropriate storage condition.
Restrictions:	For Research Use only


## Handling

Format:	Liquid
Buffer:	0.01M PBS, pH 7.4, containing 0.05 % Proclin-300, 50 % glycerol.
Preservative:	ProClin
Precaution of Use:	This product contains ProClin: a POISONOUS AND HAZARDOUS SUBSTANCE which should be handled by trained staff only.
Storage:	4 °C, -20 °C
Storage Comment:	Store at 4°C for frequent use. Stored at -20°C in a manual defrost freezer for two year without detectable loss of activity. Avoid repeated freeze-thaw cycles.
Expiry Date:	24 months




**Immunohistochemistry**

**Image 1.** Detection of PTPRN in Human Pancreas Tissue using Polyclonal Antibody to Protein Tyrosine Phosphatase Receptor Type N (PTPRN)



**Western Blotting**

**Image 2.** Detection of PTPRN in Rat Adrenal Gland Tissue using Polyclonal Antibody to Protein Tyrosine Phosphatase Receptor Type N (PTPRN)



**Western Blotting**

**Image 3.** Detection of Recombinant PTPRN, Human using Polyclonal Antibody to Protein Tyrosine Phosphatase Receptor Type N (PTPRN)