

Datasheet for ABIN7440077
anti-Granulin antibody (AA 361-585)

5 Images

[Go to Product page](#)

Overview

Quantity:	100 µL
Target:	Granulin (GRN)
Binding Specificity:	AA 361-585
Reactivity:	Human
Host:	Rabbit
Clonality:	Polyclonal
Conjugate:	This Granulin antibody is un-conjugated
Application:	Western Blotting (WB), Immunohistochemistry (IHC), Immunoprecipitation (IP), Immunocytochemistry (ICC)

Product Details

Purpose:	Polyclonal Antibody to Granulin (GRN)
Immunogen:	Recombinant Granulin (GRN) corresponding to Lys361~Arg585 with N-terminal His Tag
Isotype:	IgG
Specificity:	The antibody is a rabbit polyclonal antibody raised against GRN. It has been selected for its ability to recognize GRN in immunohistochemical staining and western blotting.
Cross-Reactivity:	Pig
Purification:	Antigen-specific affinity chromatography followed by Protein A affinity chromatography

Target Details

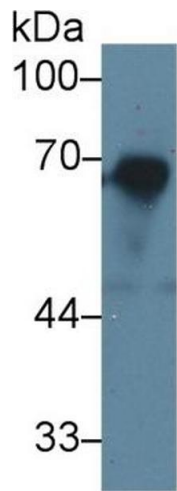
Target:	Granulin (GRN)
Alternative Name:	Granulin (GRN Products)
Target Type:	Viral Protein
Background:	GEP, GP88, PCDGF, PEPI, PGRN, Proepithelin, Acrogranin, Glycoprotein of 88 Kda, Paragranulin

Application Details

Application Notes:	Western blotting: 0.5-2 µg/mL Immunohistochemistry: 5-20 µg/mL Immunocytochemistry: 5-20 µg/mL Optimal working dilutions must be determined by end user.
Comment:	The thermal stability is described by the loss rate. The loss rate was determined by accelerated thermal degradation test, that is, incubate the protein at 37°C for 48h, and no obvious degradation and precipitation were observed. The loss rate is less than 5% within the expiration date under appropriate storage condition.
Restrictions:	For Research Use only


Handling

Format:	Liquid
Buffer:	PBS, pH 7.4, containing 0.02 % Sodium azide, 50 % glycerol.
Preservative:	Sodium azide
Precaution of Use:	This product contains Sodium azide: a POISONOUS AND HAZARDOUS SUBSTANCE which should be handled by trained staff only.
Storage:	4 °C,-20 °C
Storage Comment:	Store at 4°C for frequent use. Stored at -20°C in a manual defrost freezer for two year without detectable loss of activity. Avoid repeated freeze-thaw cycles.
Expiry Date:	24 months



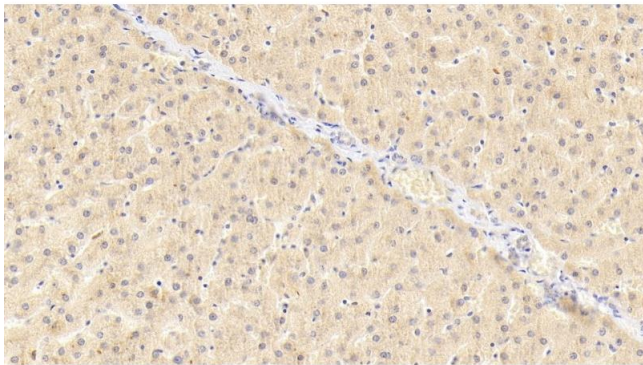
Western Blotting

Image 1. Detection of GRN in Human U937 cell lysate using Polyclonal Antibody to Granulin (GRN)



Western Blotting

Image 2. Detection of Recombinant GRN, Human using Polyclonal Antibody to Granulin (GRN)



Immunohistochemistry

Image 3. Detection of GRN in Human Liver Tissue using Polyclonal Antibody to Granulin (GRN)

Please check the [product details page](#) for more images. Overall 5 images are available for ABIN7440077.