

Datasheet for ABIN7440092  
**anti-SMC3 antibody (AA 994-1181)**

## 5 Images

[Go to Product page](#)

## Overview

Quantity:	100 µL
Target:	SMC3
Binding Specificity:	AA 994-1181
Reactivity:	Human
Host:	Rabbit
Clonality:	Polyclonal
Conjugate:	This SMC3 antibody is un-conjugated
Application:	Western Blotting (WB), Immunohistochemistry (IHC), Immunoprecipitation (IP), Immunocytochemistry (ICC)

## Product Details

Purpose:	Polyclonal Antibody to Structural Maintenance Of Chromosomes Protein 3 (SMC3)
Immunogen:	Recombinant Structural Maintenance Of Chromosomes Protein 3 (SMC3) corresponding to Ser994~Glu1181 (Accession # Q9UQE7)
Isotype:	IgG
Specificity:	The antibody is a rabbit polyclonal antibody raised against SMC3. It has been selected for its ability to recognize SMC3 in immunohistochemical staining and western blotting.
Cross-Reactivity:	Rat
Purification:	Antigen-specific affinity chromatography followed by Protein A affinity chromatography

## Target Details

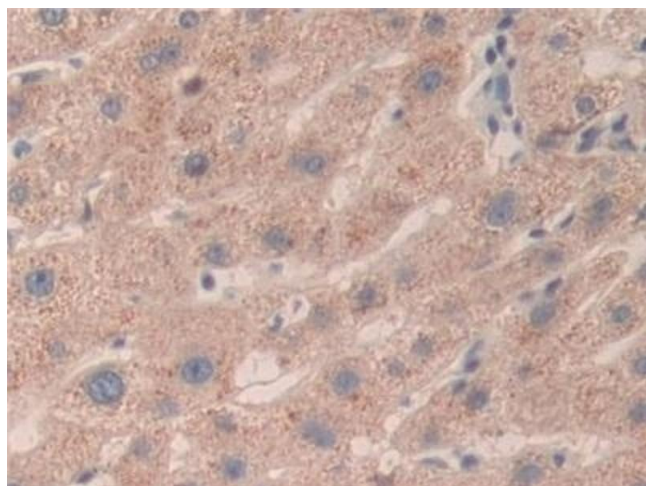
Target:	SMC3
Alternative Name:	Structural Maintenance Of Chromosomes Protein 3 ( <a href="#">SMC3 Products</a> )
Background:	BMH, BAM, CSPG6, HCAP, SMC3L1, Chondroitin Sulfate Proteoglycan 6, Bamacan, Basement membrane-associated chondroitin proteoglycan, Chromosome-associated peptide
Pathways:	<a href="#">Stem Cell Maintenance</a>

## Application Details

Application Notes:	Western blotting: 0.5-2 µg/mL Immunohistochemistry: 5-20 µg/mL Immunocytochemistry: 5-20 µg/mL Optimal working dilutions must be determined by end user.
Comment:	The thermal stability is described by the loss rate. The loss rate was determined by accelerated thermal degradation test, that is, incubate the protein at 37°C for 48h, and no obvious degradation and precipitation were observed. The loss rate is less than 5% within the expiration date under appropriate storage condition.
Restrictions:	For Research Use only


## Handling

Format:	Liquid
Buffer:	0.01M PBS, pH 7.4, containing 0.05 % Proclin-300, 50 % glycerol.
Preservative:	ProClin
Precaution of Use:	This product contains ProClin: a POISONOUS AND HAZARDOUS SUBSTANCE which should be handled by trained staff only.
Storage:	4 °C, -20 °C
Storage Comment:	Store at 4°C for frequent use. Stored at -20°C in a manual defrost freezer for two year without detectable loss of activity. Avoid repeated freeze-thaw cycles.
Expiry Date:	24 months



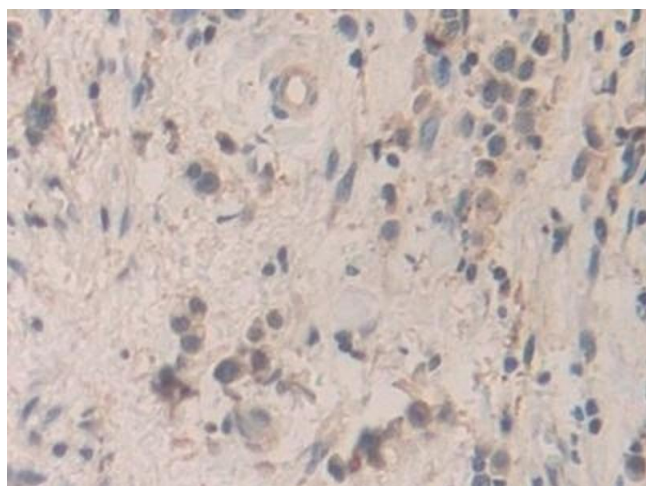
#### Immunohistochemistry

**Image 1.** Detection of SMC3 in Human Liver Tissue using Polyclonal Antibody to Structural Maintenance Of Chromosomes Protein 3 (SMC3)



#### Western Blotting

**Image 2.** Detection of Recombinant SMC3, Human using Polyclonal Antibody to Structural Maintenance Of Chromosomes Protein 3 (SMC3)



#### Immunohistochemistry

**Image 3.** Detection of SMC3 in Human Stomach cancer Tissue using Polyclonal Antibody to Structural Maintenance Of Chromosomes Protein 3 (SMC3)

Please check the [product details page](#) for more images. Overall 5 images are available for ABIN7440092.