



[Go to Product page](#)

Datasheet for ABIN7440095

## anti-Adamts2 antibody (AA 855-1030)

### 6 Images

#### Overview

Quantity:	100 µL
Target:	Adamts2
Binding Specificity:	AA 855-1030
Reactivity:	Mouse
Host:	Rabbit
Clonality:	Polyclonal
Conjugate:	This Adamts2 antibody is un-conjugated
Application:	Western Blotting (WB), Immunohistochemistry (IHC), Immunoprecipitation (IP), Immunocytochemistry (ICC)

#### Product Details

Purpose:	Polyclonal Antibody to A Disintegrin And Metalloproteinase With Thrombospondin 2 (ADAMTS2)
Immunogen:	Recombinant A Disintegrin And Metalloproteinase With Thrombospondin 2 (ADAMTS2) corresponding to Val855~Pro1030 (Accession # Q8C9W3)
Isotype:	IgG
Specificity:	The antibody is a rabbit polyclonal antibody raised against ADAMTS2. It has been selected for its ability to recognize ADAMTS2 in immunohistochemical staining and western blotting.
Purification:	Antigen-specific affinity chromatography followed by Protein A affinity chromatography

## Target Details

---

Target:	Adamts2
Alternative Name:	A Disintegrin And Metalloproteinase With Thrombospondin 2 ( <a href="#">Adamts2 Products</a> )
Background:	HPCPNI, PCINP, ADAM-TS2, NPI, Procollagen I N-Proteinase, Procollagen N-Endopeptidase, Procollagen I/II amino propeptide-processing enzyme

## Application Details

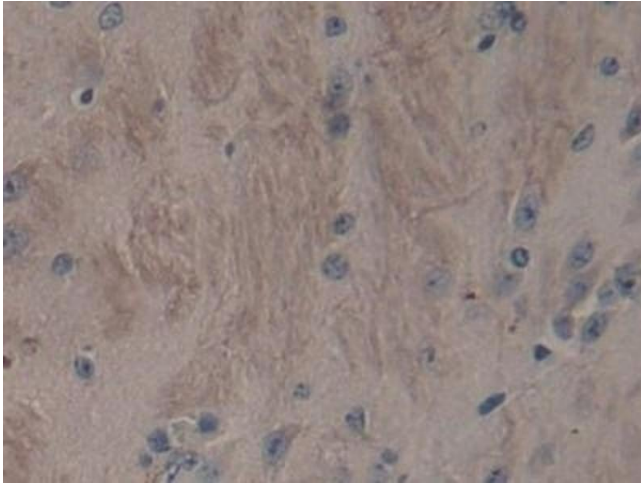
---

Application Notes:	Western blotting: 0.5-2 µg/mL Immunocytochemistry in formalin fixed cells: 5-20 µg/mL Immunohistochemistry in formalin fixed frozen section: 5-20 µg/mL Immunohistochemistry in paraffin section: 5-20 µg/mL Enzyme-linked Immunosorbent Assay: 0.05-2 µg/mL Optimal working dilutions must be determined by end user.
Comment:	The thermal stability is described by the loss rate. The loss rate was determined by accelerated thermal degradation test, that is, incubate the protein at 37°C for 48h, and no obvious degradation and precipitation were observed. The loss rate is less than 5% within the expiration date under appropriate storage condition.
Restrictions:	For Research Use only

## Handling


---

Format:	Liquid
Buffer:	0.01M PBS, pH 7.4, containing 0.05 % Proclin-300, 50 % glycerol.
Preservative:	ProClin
Precaution of Use:	This product contains ProClin: a POISONOUS AND HAZARDOUS SUBSTANCE which should be handled by trained staff only.
Storage:	4 °C,-20 °C
Storage Comment:	Store at 4°C for frequent use. Stored at -20°C in a manual defrost freezer for two year without detectable loss of activity. Avoid repeated freeze-thaw cycles.
Expiry Date:	24 months



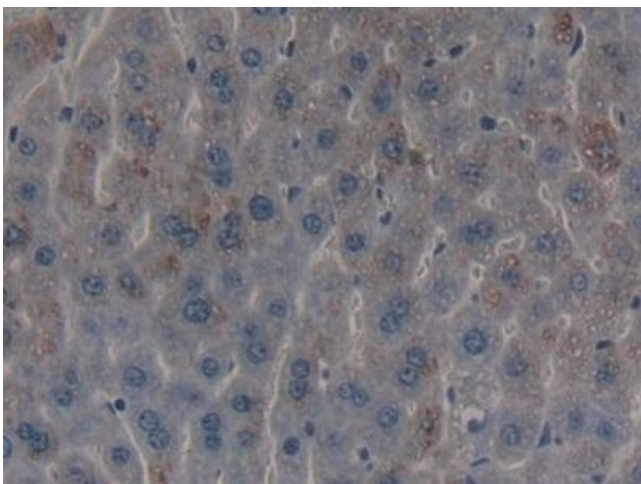
### Immunohistochemistry

**Image 1.** Detection of ADAMTS2 in Mouse Cerebrum Tissue using Polyclonal Antibody to A Disintegrin And Metalloproteinase With Thrombospondin 2 (ADAMTS2)



### Western Blotting

**Image 2.** Detection of Recombinant ADAMTS2, Mouse using Polyclonal Antibody to A Disintegrin And Metalloproteinase With Thrombospondin 2 (ADAMTS2)



### Immunohistochemistry

**Image 3.** Detection of ADAMTS2 in Mouse Liver Tissue using Polyclonal Antibody to A Disintegrin And Metalloproteinase With Thrombospondin 2 (ADAMTS2)

Please check the [product details page](#) for more images. Overall 6 images are available for ABIN7440095.