

Datasheet for ABIN7440242

anti-Contactin 4 antibody (AA 731-980)**3** Images[Go to Product page](#)

Overview

Quantity:	100 µL
Target:	Contactin 4 (CNTN4)
Binding Specificity:	AA 731-980
Reactivity:	Human
Host:	Rabbit
Clonality:	Polyclonal
Conjugate:	This Contactin 4 antibody is un-conjugated
Application:	Western Blotting (WB), Immunohistochemistry (IHC), Immunoprecipitation (IP), Immunocytochemistry (ICC)

Product Details

Purpose:	Polyclonal Antibody to Contactin 4 (CNTN4)
Immunogen:	Recombinant Contactin 4 (CNTN4) corresponding to Arg731~Asp980 (Accession # Q8IWW2)
Isotype:	IgG
Specificity:	The antibody is a rabbit polyclonal antibody raised against CNTN4. It has been selected for its ability to recognize CNTN4 in immunohistochemical staining and western blotting.
Cross-Reactivity:	Mouse, Pig, Rat
Purification:	Antigen-specific affinity chromatography followed by Protein A affinity chromatography

Target Details

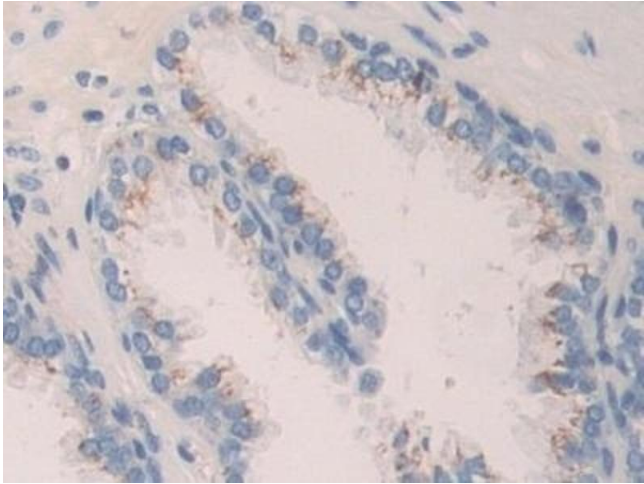
Target:	Contactin 4 (CNTN4)
Alternative Name:	Contactin 4 (CNTN4 Products)
Background:	AXCAM, BIG-2, CNTN4A, Brain-derived immunoglobulin superfamily protein 2

Application Details

Application Notes:	Western blotting: 0.5-2 µg/mL Immunohistochemistry: 5-20 µg/mL Immunocytochemistry: 5-20 µg/mL Optimal working dilutions must be determined by end user.
Comment:	The thermal stability is described by the loss rate. The loss rate was determined by accelerated thermal degradation test, that is, incubate the protein at 37°C for 48h, and no obvious degradation and precipitation were observed. The loss rate is less than 5% within the expiration date under appropriate storage condition.
Restrictions:	For Research Use only

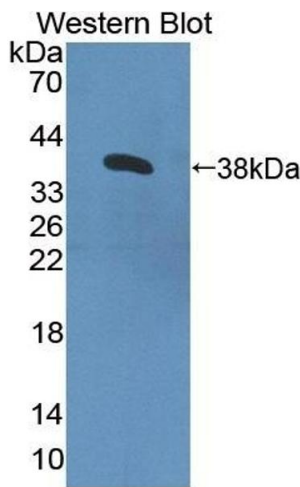
Handling

Format:	Liquid
Buffer:	PBS, pH 7.4, containing 0.02 % Sodium azide, 50 % glycerol.
Preservative:	Sodium azide
Precaution of Use:	This product contains Sodium azide: a POISONOUS AND HAZARDOUS SUBSTANCE which should be handled by trained staff only.
Storage:	4 °C,-20 °C
Storage Comment:	Store at 4°C for frequent use. Stored at -20°C in a manual defrost freezer for two year without detectable loss of activity. Avoid repeated freeze-thaw cycles.
Expiry Date:	24 months



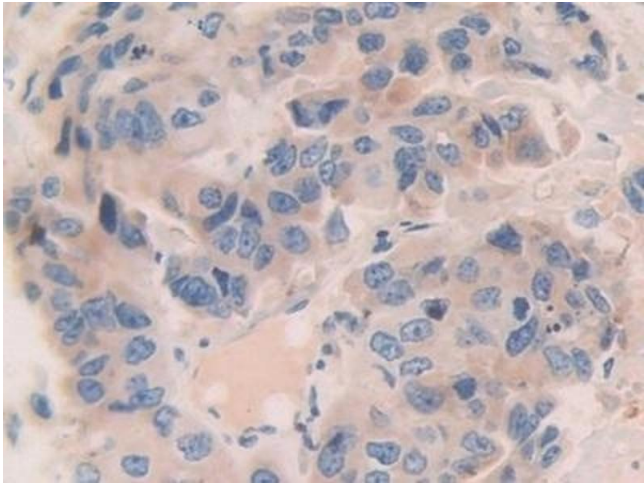
Immunohistochemistry

Image 1. Detection of CNTN4 in Human Prostate Tissue using Polyclonal Antibody to Contactin 4 (CNTN4)



Western Blotting

Image 2. Detection of Recombinant CNTN4, Human using Polyclonal Antibody to Contactin 4 (CNTN4)



Immunohistochemistry

Image 3. Detection of CNTN4 in Human Breast cancer Tissue using Polyclonal Antibody to Contactin 4 (CNTN4)