



[Go to Product page](#)

Datasheet for ABIN7440377
anti-C4A antibody (AA 680-756)

3 Images

Overview

Quantity:	100 µL
Target:	C4A (C4a)
Binding Specificity:	AA 680-756
Reactivity:	Human
Host:	Rabbit
Clonality:	Polyclonal
Conjugate:	This C4A antibody is un-conjugated
Application:	Western Blotting (WB), Immunohistochemistry (IHC), Immunoprecipitation (IP), Immunocytochemistry (ICC)

Product Details

Purpose:	Polyclonal Antibody to Complement Component 4a (C4a)
Immunogen:	Recombinant Complement Component 4a (C4a) corresponding to Asn680~Arg756 with N-terminal His and GST Tag
Isotype:	IgG
Specificity:	The antibody is a rabbit polyclonal antibody raised against C4a. It has been selected for its ability to recognize C4a in immunohistochemical staining and western blotting.
Purification:	Antigen-specific affinity chromatography followed by Protein A affinity chromatography

Target Details

Target:	C4A (C4a)
---------	-----------

Target Details

Alternative Name: Complement Component 4a ([C4a Products](#))

Background: C4a anaphylatoxin

Pathways: [Complement System](#)

Application Details

Application Notes: Western blotting: 0.5-2 µg/mL
Immunohistochemistry: 5-20 µg/mL
Immunocytochemistry: 5-20 µg/mL
Optimal working dilutions must be determined by end user.

Comment: The thermal stability is described by the loss rate. The loss rate was determined by accelerated thermal degradation test, that is, incubate the protein at 37°C for 48h, and no obvious degradation and precipitation were observed. The loss rate is less than 5% within the expiration date under appropriate storage condition.

Restrictions: For Research Use only

Handling

Format: Liquid

Buffer: 0.01M PBS, pH 7.4, containing 0.05 % Proclin-300, 50 % glycerol.

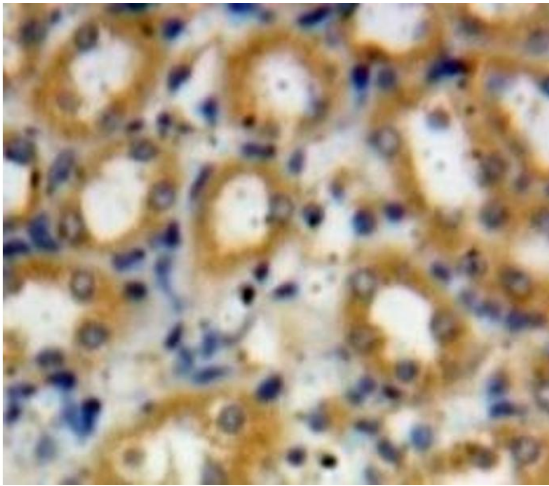
Preservative: ProClin

Precaution of Use: This product contains ProClin: a POISONOUS AND HAZARDOUS SUBSTANCE which should be handled by trained staff only.

Storage: 4 °C,-20 °C

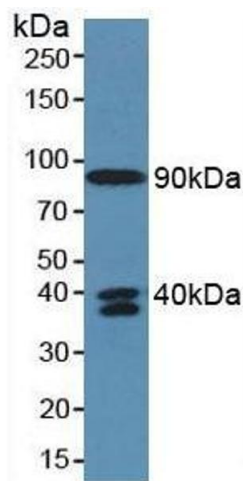
Storage Comment: Store at 4°C for frequent use. Stored at -20°C in a manual defrost freezer for two year without detectable loss of activity. Avoid repeated freeze-thaw cycles.

Expiry Date: 24 months




Immunohistochemistry

Image 1. #VALUE!



Western Blotting

Image 2. Detection of C4a in Human Serum using Polyclonal Antibody to Complement Component 4a (C4a)



Western Blotting

Image 3. Detection of Recombinant C4a, Human using Polyclonal Antibody to Complement Component 4a (C4a)