

Datasheet for ABIN7440611
anti-CD147 antibody (AA 59-321)

8 Images

[Go to Product page](#)

Overview

Quantity:	100 µL
Target:	CD147 (BSG)
Binding Specificity:	AA 59-321
Reactivity:	Rat
Host:	Rabbit
Clonality:	Polyclonal
Conjugate:	This CD147 antibody is un-conjugated
Application:	Western Blotting (WB), Immunohistochemistry (IHC), Immunoprecipitation (IP), Immunocytochemistry (ICC)

Product Details

Purpose:	Polyclonal Antibody to Cluster Of Differentiation 147 (CD147)
Immunogen:	Recombinant Cluster Of Differentiation 147 (CD147) corresponding to Glu59~Val321 (Accession # P26453)
Isotype:	IgG
Specificity:	The antibody is a rabbit polyclonal antibody raised against CD147. It has been selected for its ability to recognize CD147 in immunohistochemical staining and western blotting.
Cross-Reactivity:	Mouse, Pig
Purification:	Antigen-specific affinity chromatography followed by Protein A affinity chromatography

Target Details


Target:	CD147 (BSG)
Alternative Name:	CD147 (BSG Products)
Background:	EMMPRIN, BSG, 5F7, M6, OK, TCSF, Basigin(Ok Blood Group), Collagenase stimulatory factor, OK blood group antigen, Tumor cell-derived collagenase stimulatory factor
Pathways:	S100 Proteins

Application Details

Application Notes:	Western blotting: 0.3-2 µg/mL Immunohistochemistry: 5-20 µg/mL Immunocytochemistry: 5-20 µg/mL Optimal working dilutions must be determined by end user.
Comment:	The thermal stability is described by the loss rate. The loss rate was determined by accelerated thermal degradation test, that is, incubate the protein at 37°C for 48h, and no obvious degradation and precipitation were observed. The loss rate is less than 5% within the expiration date under appropriate storage condition.
Restrictions:	For Research Use only

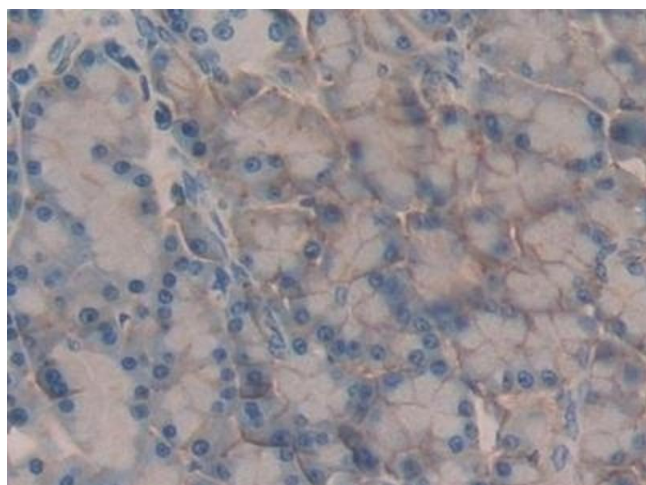
Handling

Format:	Liquid
Buffer:	0.01M PBS, pH 7.4, containing 0.05 % Proclin-300, 50 % glycerol.
Preservative:	ProClin
Precaution of Use:	This product contains ProClin: a POISONOUS AND HAZARDOUS SUBSTANCE which should be handled by trained staff only.
Storage:	4 °C,-20 °C
Storage Comment:	Store at 4°C for frequent use. Stored at -20°C in a manual defrost freezer for two year without detectable loss of activity. Avoid repeated freeze-thaw cycles.
Expiry Date:	24 months



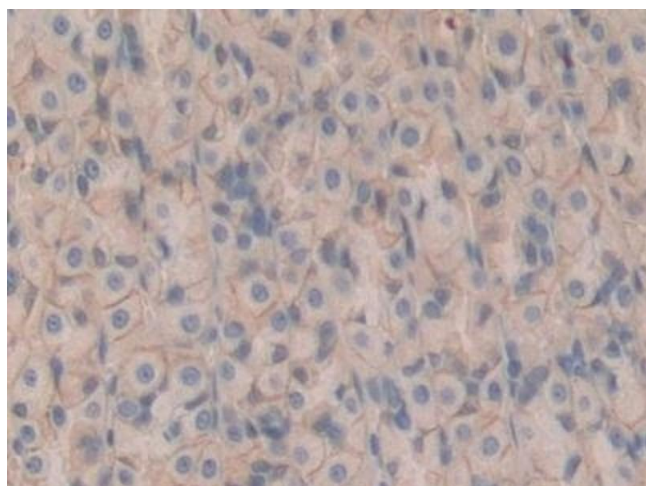
Western Blotting

Image 1. Detection of CD147 in Porcine Cerebrum lysate using Polyclonal Antibody to Cluster Of Differentiation 147 (CD147)



Immunohistochemistry

Image 2. Detection of CD147 in Rat Pancreas Tissue using Polyclonal Antibody to Cluster Of Differentiation 147 (CD147)



Immunohistochemistry

Image 3. Detection of CD147 in Rat Stomach Tissue using Polyclonal Antibody to Cluster Of Differentiation 147 (CD147)

Please check the [product details page](#) for more images. Overall 8 images are available for ABIN7440611.